



RESEARCH ARTICLE

The dynamics of injunctive social norms

Sergey Gavrilets* 

Department of Ecology and Evolutionary Biology, Department of Mathematics, National Institute for Mathematical and Biological Synthesis, Center for the Dynamics of Social Complexity, University of Tennessee, Knoxville, TN 37996 USA
*Corresponding author. E-mail: gavrila@utk.edu

Abstract

Injunctive social norms are behaviours that one is expected to follow and expects others to follow in a given social situation; they are maintained by the threat of disapproval or punishment and by the process of internalization. Injunctive norms govern all aspects of our social life but the understanding of their effects on individual and group behaviour is currently rather incomplete. Here I develop a general mathematical approach describing the dynamics of injunctive norms in heterogeneous groups. My approach captures various costs and benefits, both material and normative, associated with norm-related behaviours including punishment and disapproval by others. It also allows for errors in decision-making and explicitly accounts for differences between individuals in their values, beliefs about the population state, and sensitivity to the actions of others. In addition, it enables one to study the consequences of mixing populations with different normative values and the effects of persuasive interventions. I describe how interactions of these factors affect individual and group behaviour. As an illustration, I consider policies developed by practitioners to abolish the norms of footbinding and female genital cutting, to decrease college students' drinking, and to increase pro-environmental behaviours. The theory developed here can be used for achieving a better understanding of historical and current social processes as well as for developing practical policies better accounting for human social behaviour.

Keywords: social norms; cooperation; punishment; decision-making; values

Media summary: New models of social norms applied to footbinding, genital cutting, college students drinking, pro-environment behaviours

The expression of the wishes and judgment of the members of the same community ... serves ... as a most important secondary guide of conduct, in aid of the social instincts, but sometimes in opposition to them. (Darwin, 1871, p. 99)

Humans live in a sea of social norms that govern pretty much all aspects of their lives. (Tomasello, 2011, p. 20)

Culturally transmitted social norms are an essential factor in human social behaviour (Wrong, 1961; Axelrod, 1986; Grusec & Kuczynski, 1997; Richerson et al., 2016; Lapinski & Rimal, 2005; Bicchieri, 2006; Henrich & Ensminger, 2014; Fehr & Schurtenberger, 2018). Humans learn norms from parents, through educational and religious practices, and from friends and acquaintances, books and media. The ability to learn social norms appears early in child development universally across societies (House et al., 2019). The adherence to norms is reinforced by the approval of individuals who follow them and (the threat of) punishment of norm violators. Following norms of a particular group is a way

to maintain and enhance one's social identity (Tajfel & Turner, 1979). Social norms are a foundation of well-functioning communities and the glue that keeps society together. They vary dramatically between different groups (Gelfand et al., 2011); there is also substantial variation in their effects on individuals within groups (Atran & Ginges, 2013). Certain norms are internalized, that is, acting according to a norm becomes an end in itself rather than merely a tool in achieving certain goals or avoiding social sanctions (Henrich & Ensminger, 2014; Gavrilets & Richerson, 2017). For individuals who have strongly internalized a norm, violating it is psychologically painful even if the direct material benefits for the violation are positive (Mu et al., 2015). Such individuals will also tend to criticize or punish norm violators (Cooter, 2000). Many individuals and groups are willing to pay extremely high costs to enact, defend or promulgate norms that they consider important (Atran & Ginges, 2013). At the same time, virtually all norms can be violated by individuals under some conditions (e.g. if the costs of compliance are too high; Lapinski et al., 2017). Society's norms are affected by historical and environmental factors, with some societies being more successful than others owing to their norms and institutions (Morris, 2015; Turchin, 2016). Some norms are very stable while others can change rapidly. Understanding the emergence, persistence and effects of social norms, values and beliefs is vital not only from a fundamental research perspective but also for implementing various policies aiming to improve human life.

The concept of social norms varies across disciplines (Bicchieri, 2006; Young, 2008, 2015; Nyborg, 2018). In social psychology, the two most common definitions are those of the descriptive and injunctive norms (Cialdini et al., 1990). Descriptive norms involve perceptions of which behaviours are typically performed and what people actually do. In contrast, injunctive norms are behaviours that one is expected to follow and expects others to follow in a given social situation, that is, they refer to what people ought to do even if doing so is against their immediate interests. Injunctive norms are viewed as being sustained by the threat of social disapproval/punishment for norm violations and/or by norm internalization (Bicchieri, 2006). This makes them different from 'conventions' (Lewis, 1969) for which there is a continuity between the individual's self-interest and the interests of the community that supports the convention (Bicchieri, 2006; Young, 2008).

Game theory and evolutionary game theory, which are the most appropriate theoretical frameworks for studying social interactions, focus almost exclusively on descriptive norms and conventions. In standard evolutionary game theory approaches to norms (e.g. Young, 2015), one starts with a population of interacting players who initially use different strategies/actions. The players update their strategies/actions attempting to maximize the payoffs. In the deterministic limit, the population then converges to a locally stable equilibrium (often one of several possible) at which everybody uses the same strategy – a norm. [According to Young (1998, p. 821), a norm 'is, in short, an equilibrium of a game.'] Metaphorically (and mathematically, if one uses the replicator equation for modelling the dynamics) a norm then is just a strategy that has won a competition with other strategies. With stochasticity added, there will be some distribution of strategies around a particular mean strategy.

Such approaches however are not directly applicable for modelling injunctive norms as they do not consider explicitly human expectations about approval, disapproval or punishment, or internalized values of certain acts. They also usually neglect heterogeneity between individuals in their internal values or sensitivity to (dis)approval by others. However, all of these characteristics and properties have been demonstrated to be important in human decision-making (Chung & Rimal, 2016; Shulman et al., 2017) and must be considered when planning and implementing social policies targeting certain types of behaviour.

There are exceptions though. For example, 'threshold models' allow for heterogeneity between individuals in how their decision-making is affected by previous actions of others (e.g. Rashevsky 1949, 1951, 1965a, 1965b; Granovetter, 1978; Neary & Newton, 2017; Efferson et al., 2020). Akerlof (1980) explicitly considers reputation and the loss of utility owing to disobeying a code of honour. Bernheim (1994) allows for a normative value of status. Azar (2004) and Akcay and van Cleve (2020) consider a normative value of conformity with the most common behaviour, and Gavrilets

and Richerson (2017) and Nyborg (2018) include the value of social approval by others in their models of social norms. Here I will follow and extend this approach.

Below, using recent advances in cultural evolution theory, I will build a simple general mathematical framework describing the dynamics of injunctive social norms. I will explicitly account for normative values of certain behaviours, for the effects of passive or active approval and disapproval by others, and for heterogeneity of individuals with respect to normative values and beliefs. I will do so by integrating the classical Schelling–Granovetter model of collective behaviour (Schelling, 1971; Granovetter, 1978) with a recent approach by Gavrilets and Richerson (2017) to modelling social norm internalization. The Schelling–Granovetter model explicitly accounts for heterogeneity between individuals in their reaction to groupmates' behaviour. This model has been applied to a number of 'behavioural contagion' phenomena including residential segregation and mass protests. The Gavrilets–Richerson model explicitly accounts for both material and normative effects on human behaviour, for within-group heterogeneity in these effects and for errors in human decision-making. Gavrilets and Richerson (2017) showed how the ability to internalize norms can evolve on evolutionary, i.e. macro, timescales. Here instead I will assume that this ability is already present and that the behaviour of individuals is already affected by certain normative values and costs they assign to certain acts or situations.

Specifically, I will study the dynamics of human behaviour in heterogeneous groups on relatively short time-scales during which the distribution of normative values in the group is approximately stable. My focus will be on two questions that are very important from both theoretical and practical perspectives: how do interactions of material factors, normative values and the expectation of (dis) approval or punishment by others affect individual and group behaviour, and how one can leverage our knowledge about these interactions to achieve certain social goals. In spite of their simplicity, my models exhibit rich dynamics which I study using both analytical approximations and numerical bifurcation analysis. I will illustrate the applicability and generality of my approach by using several examples of successful and unsuccessful attempts to modify social norms in various target populations.

Results

Models

I will consider two different types of models. The models of 'passive disapproval' show how norms can be maintained merely by the expectation that norm violators are disapproved by others. In models of 'passive and active disapproval', I add costly acts of disapproval and punishment. In both cases, I will focus on the joint effects of material and normative consequences of different acts while allowing for heterogeneity between individuals. I will keep the mathematical complexity of the model at a minimum.

Passive disapproval of norm violators

Consider a very common situation: you need to cross the street, there are no cars or police around, but the crosswalk sign says 'don't walk' and there are several people waiting for it to change. You know you are supposed to wait. You also expect that if you break the norm and cross the street, the bystanders will likely disapprove of you. However, you are in a rush. What do you do?

To approach this question theoretically, consider a focal individual who can either follow the injunctive norm and wait for the crosswalk light to turn green ($x = 1$) or jaywalk ($x = 0$). [In the models below, an injunctive norm is a behaviour to which at least some individuals assign some positive normative value.] Let b be the expected net material benefit of crossing the street rather than waiting. (The parameter b can also account for a cost of being observed by the police or being hit by a car when jaywalking.) Let v^+ be an intrinsic benefit of following the norm and v^- the intrinsic cost of violating it. The net normative value $v = v^+ + v^-$ can be viewed as the strength of norm internalization (Gavrilets & Richerson, 2017). Let p be the focal individual's estimate of the frequency of such people, e.g. based

on previous observations. I posit that an individual violating the norm assumes that others who do follow it disapprove of his behaviour if they observe it (Fehr & Schurtenberger, 2018). The anticipated disapproval imposes an internal psychic cost on the norm violator even if the disapproval carries no direct cost. Assuming that this psychic cost increases with the anticipated number of people who disapprove, I define it as κp , where parameter κ is the maximum normative cost of passive disapproval by others. Then the utility of following the norm is $u_1 = v^+$ while that of violating it is $u_0 = b - v^- - \kappa p$. The individual is predicted to comply with the norm if $u_1 > u_0$ which is equivalent to a condition that their normative value $v > v^*$ where a threshold v^* for compliance is

$$v^* = b - \kappa p. \quad (1)$$

Note that an individual with a low normative value v relative to the potential material benefit b will still comply with the norm if the expected normative cost of disapproval κp is high enough. The latter increases with the estimated frequency p of people following the norm.

Consider now a population of individuals repeatedly and simultaneously facing the same dilemma. If all individuals are identical in their material and normative values and costs b , v , κ and everybody is able to estimate the previous frequency p of norm-compliant types and utilities u without errors, everybody will make the same decision and the population will move to a state with $p = 0$ or $p = 1$ in just one step. That is, the norm will not be obeyed at all or everybody will comply.

Naturally, individuals in the population can differ in b , v , κ , and their estimates of p . Let the normative value of compliance v have a certain distribution in the population with the corresponding cumulative distribution function (c.d.f.) $F(z)$. For now, assume that all individuals have exactly the same values of b and κ and are able to estimate p precisely. Given b , κ and p , the frequency of individuals with $v < v^*$, who, thus, will not comply, is $F(v^*)$. Therefore, the frequency of individuals who will choose to comply with the norm is

$$p' = 1 - F(b - \kappa p). \quad (2)$$

Recursive equation (2) describes the dynamics of p in the population. Frequency p always evolves to an equilibrium. The equilibrium values of p can be found from the equality $p^* = 1 - F(b - \kappa p^*)$. There can be several equilibria and which one is eventually approached depends on initial conditions. An equilibrium p^* is locally stable if $\kappa f(b - \kappa p^*) < 1$ and is unstable otherwise. Here f is the probability density function corresponding to F (i.e. $f = dF/dv$). Given a specific c.d.f. F , one can study the corresponding dynamics analytically, graphically or numerically. A particularly illuminating method, which I will use below, is to plot 'bifurcation diagrams' which summarize the dependence of equilibria and their stability of parameters and initial conditions.

Uniform distribution of v . Assume first that v has a uniform distribution between 0 and v_{\max} . Assume also that $b > v_{\max}$ (so that no one is willing to comply if nobody else is doing it, i.e. if $p = 0$) and that $\kappa > b$ (so that, everyone complies if everybody else is complying, i.e. $p = 1$). Then there is a threshold initial frequency $\tilde{p} = \frac{b - v_{\max}}{\kappa v_{\max}}$, and the population will converge to a state where the norm is lost (i.e. $p \rightarrow 0$) if the initial frequency of compliance $p < \tilde{p}$, but it will 'fix' it (i.e. $p \rightarrow 1$) if $p > \tilde{p}$ (see the Supplementary Information, SI). Decreasing the normative cost of disapproval κ or increasing material benefit b of not complying decreases \tilde{p} and makes fixing the norm easier. In this model, the population quickly becomes homogeneous in its behaviour in spite of substantial variation in individual preferences.

Log-normal distribution of v . Alternatively, assume that the distribution of v is log-normal with mean \bar{v} and variance σ^2 (see the SI). One cannot find the equilibria of equation (2) and check their stability explicitly but it is straightforward to do it numerically.

Figure 1 shows the corresponding equilibrium values of p for different values of the average normative value \bar{v} , normative cost κ and standard deviation σ . [In the terminology of the dynamical systems theory (e.g. Glendinning, 1994), each subgraph in this figure is a 'bifurcation diagram' with σ being a 'bifurcation parameter'.] The graphs show that the norm can be stably maintained at high




Figure 1. Equilibrium values of frequency p for the model with passive disapproval of norm violators (predicted by equation (2)) when the distribution of v in the group is lognormal with mean \bar{v} and standard deviation σ . Different columns correspond to different values of \bar{v} . Different rows correspond to different values of the maximum cost of disapproval κ . Standard deviation σ is used as the bifurcation parameter. Filled diamonds are stable equilibria. Open diamonds are unstable equilibria separating the two stable ones. Parameter b is set to 1 without loss of generality.

frequencies and that the system can have up to two locally stable equilibria separated by an unstable one. Multiple equilibria seem to appear if $\bar{v} + \kappa > b > \bar{v}$ and σ is small enough. Even with a high average normative value of compliance \bar{v} , the population can still be at the no-norm state (e.g. top row, right, where $\bar{v} = 0.9$, but p is close to 0). Alternatively, even with a low average normative value \bar{v} the population can still exhibit high compliance (e.g. the bottom row, left, where $\bar{v} = 0.4$, but p is close to 1). The stability of these equilibria is assured by the self-fulfilling expectation of disapproval by the majority of others. Increasing standard deviation σ increases the norm frequency p if \bar{v} is low, but can decrease it when \bar{v} is large. Increasing the normative cost κ of (passive) disapproval increases the likelihood of multiple equilibria. Figures S2 and S3 in the SI explore the dependence of equilibrium values of p on \bar{v} and κ in more details.

The location and stability of equilibria also depend on the shape of the distribution of v in the population. Figures S4–S6 in the SI show the corresponding bifurcation diagrams for three additional distributions of v : a normal distribution, a Laplace distribution and a logistic distribution, respectively. Although the overall patterns are similar, the specific values of parameters at which the structure of equilibria change can be different.

All four distributions of v considered so far were unimodal. Figure S7 in the SI corresponds to a bimodal distribution of v which may describe a situation when the focal population is a mix of two

subgroups with different distributions of normative values. Note that bimodal distributions of normative values within a single population was predicted in Gavrilets and Richerson's (2017) evolutionary model while Kimbrough and Vostroknutov (2016) demonstrated it empirically in an experimental economic game. In the case of bimodal distributions there can be up to three simultaneously stable equilibria. When the two subgroups are close to each other in their values, the structure of equilibria is naturally similar to that when the distribution of v is unimodal. At intermediate distances between the two subgroups and small σ , there appears a new equilibrium close to $p = 0.5$. At larger distances, the range of existence and stability of this equilibrium greatly expands while those of equilibria with small and large p shrink. Convergence to equilibria is typically quite fast – a few time steps – as illustrated in Figures S8–S10 in the SI.

Several conclusions emerge from these analyses:

- Unpopular norms (i.e. norms with low \bar{v}) can be stably maintained in the population whereas generally preferred norms (i.e. norms with high \bar{v}) can be present at very low frequencies. Both these outcomes are related to a notion of 'preference falsification' (i.e. the act of communicating a preference and/or performing an action that differs from one's true preference under perceived social pressure, Kuran (1989)).
- Parameters and initial conditions have strong effects on the eventual population state. This implies that different groups can diverge in their state even if they are subject to similar social forces. Also important is the shape of the distribution of individual values/beliefs in the population. Predicting the population social dynamics requires a good knowledge of this distribution.
- All this means that different groups/cities/communities may find themselves at different equilibria owing to differences in initial conditions even if everything else is the same. Moreover, groups/cities/communities can differ in parameter values (costs, benefits, etc.) and in the distribution of normative values. These differences will affect the outcomes of social dynamics.
- The variance σ^2 of the distribution of normative values has nonlinear effects on the frequency of norm-abiding behaviour p : increasing σ can increase or decrease p depending on other parameters. Also, larger σ typically means slower convergence to an equilibrium.
- Small and/or slow changes in parameters (which, for example, can be brought by some policy interventions) can cause a quick and dramatic change in the population. Similar effects may be caused by stochastic forces. A prerequisite for dramatic changes is the existence of simultaneously stable equilibria.
- Changes in individual and group behaviour can be achieved by changing material benefits and costs (e.g. b), normative values (e.g. v and κ) or by changing the expectation of what others do (e.g. their estimate of p), e.g. by providing/manipulating certain information. An 'injection' of certain information can shift the population to the domain of attraction of a different equilibrium.

Errors in utility evaluation. So far I have assumed that individuals made no errors in evaluating utilities. To capture possible errors, one can use the quantal response equilibrium approach, which generalizes classical Nash equilibria (Goeree et al., 2016). Other ways to describe errors are possible and have received considerable attention (Young, 1998). The advantage of the quantal response equilibrium is that in this approach error probabilities depend on error costs. Figure S11 in the SI shows that decreasing precision causes the disappearance of equilibria with relatively small domains of existence and attraction and shifts the remaining solution branch towards 0.5 as individuals tend to make their decision more randomly. Overall, errors in decision-making, which are largely unavoidable in most realistic situations, can have a significant impact on the structure of equilibria by shifting p towards intermediate values.

Effects of population mixing. Stable maintenance of social norms in groups and communities can be endangered by the influx of individuals who do not share the corresponding normative values. Let m be a proportion of individuals in the whole population for whom $v = k = 0$, so that they are

motivated only by material factors. Let F be the c.d.f. of v in the remaining part of the population and p be the frequency of individuals following the norm among in that part. Then the observed frequency of the normative behaviour in the whole population is $(1 - m)p$. The dynamics of p are described by the equation

$$p' = 1 - F(b - \kappa(1 - m)p). \quad (3)$$

Figure 2 shows that norms are relatively stable to a small infusion of newcomers but the frequency of norm followers p can be significantly reduced if m is sufficiently large.

Effects of persuasive interventions. Certain norms stably maintained in groups and societies seriously endanger the well-being of individuals (e.g. footbinding, female genital cutting or excessive drinking in college students; see below). There is a significant effort to develop different interventions aiming to eliminate such norms. The model considered in the previous section can also be interpreted as describing a situation when a random proportion m of people have their normative values reset to zero as a result of some kind of a persuasive intervention. Figure S2 then shows that such interventions can be effective. Rather than being applied to a random sample of individuals, some intervention practices can target certain subsets of individuals. For example, persuading individuals least committed to the norm (i.e. with the smallest normative values) to permanently abandon the norm is probably the easiest. On the other hand, targeting individuals most committed to the norm (i.e. with the highest normative values) may potentially have the largest effect. In terms of our model, a successful intervention transforms the original distribution of v into a distribution truncated on one side or another (see the SI). Figure S12 in the SI illustrates the resulting effects on equilibrium values of p when the intervention targets a proportion m of individuals with the highest values of v . The effects are significant although, of course, persuading such individuals who are highly committed to the norm to abandon it is most difficult. In contrast, Figure S13 in the SI shows that targeting ‘low-hanging fruit’ individuals (i.e. with the smallest v) has no significant effect. Similar conclusions were reached in a recent paper by Efferson et al. (2020) who used a model of conformity.

Other costs and benefits. My approach can be generalized to other costs and benefits. For example, individuals can not only suffer (passive) disapproval from others when violating the norm but also enjoy (passive) approval from those who follow the norm (e.g. if particular acts are perceived as being associated with an identity group the individuals identify with, e.g. Pryor et al., 2019). This can be captured by adding an extra term to the utility of following the norm so that it becomes $u_1 = v + v_a p$, where v_a is the maximum normative values of (passive) approval. The only effect of this modification is that the threshold normative value for compliance becomes $v^* = b - (\kappa + v_a)p$. Individuals are often motivated by a general desire to conform with the majority (Cialdini & Goldstein, 2004; Pryor et al., 2019). A simple way to model this is to add a normative value $v_c(1 - p)$ to u_0 and $v_c p$ to u_1 , respectively, where v_c is a parameter measuring the strength of conformity. This change will result in a compliance threshold $v^* = b + v_c - (\kappa + 2v_c)p$. One can also allow for the material benefit of abandoning the norm to be frequency-dependent. For example, in the case of the footbinding norm (see below), not binding girls’ feet brings health benefits but can also result in reduced mating opportunities. One can capture this effect by subtracting terms $c_f p$ and $c_f(1 - p)$ terms from utilities u_0 and u_1 , respectively, where c_f is the corresponding cost parameter. With this modification, $v^* = b + c_f(\kappa + 2c_f)p$. Naturally all these additional costs and benefits can be present simultaneously which would modify v^* accordingly.

Variation in other characteristics. The approach can be used if individuals differ not in a normative value v they assign to following the norm but in some other characteristics. For example, if individuals differ in how sensitive they are to (normative) cost of disapproval κ which has a c.d.f. $F(z)$ in the population, then there is a threshold value for compliance $\kappa^* = (b - v)/p$ and the recurrence equation

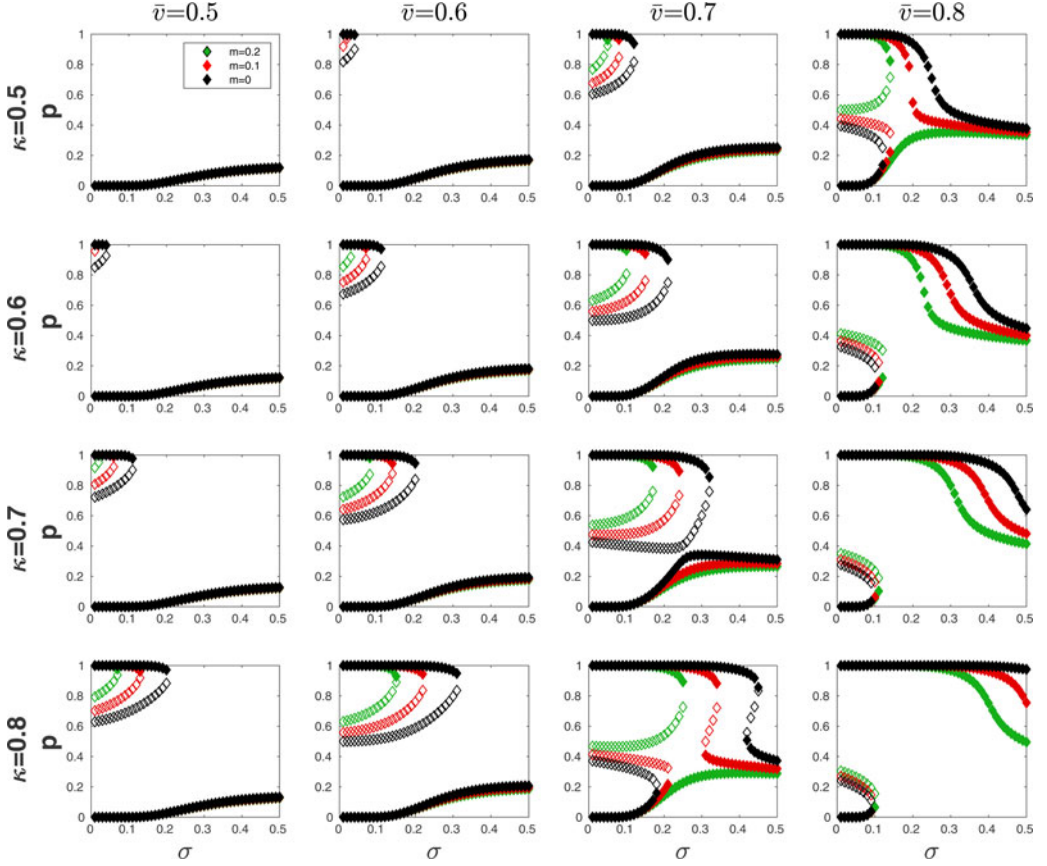


Figure 2. Equilibrium values of frequency p in the model of population mixing (equation 3). Green, red and black diamonds correspond to three different values of the immigration rate: $m = 0.2$, 0.1 , and 0 , respectively. Filled diamonds are stable equilibria. Open diamonds are unstable equilibria separating the two stable ones. $b = 1$.

for p becomes $p' = 1 - F((b - v)/p)$. Figure S14 in the SI gives an example of the corresponding bifurcation diagrams.

Both passive and active disapproval of norm violators

So far I have assumed that norm violators experienced only passive disapproval. Now assume that after making a decision about complying (i.e. choosing $x = 1$) or not (i.e. choosing $x = 0$) with the norm, individuals can also actively disapprove (or punish) norm violators, e.g. by verbally admonishing them (or just rolling their eyes or raising eyebrows). [Here, the difference between passive and active disapproval is that the latter is costly to the individuals expressing it.] The injunctive norm now is to both follow the prescribed behaviour and actively disapprove of norm violators; its normative value is denoted v as above. Let variable $y = 0$ and $y = 1$ specify the act of disapproval and let q be the frequency of individuals doing it. Then the utility of complying with the norm (i.e. choosing $x = 1$) is $u_1 = v^+$ as before while that of violating it is $b - v^- - \kappa p - cq$, where c is the maximum cost of being ‘actively’ disapproved (socially punished). Then, assuming complete knowledge of parameters, an individual chooses $x = 1$ if their normative value $v \equiv v^+ + v^- > v^*$, where

$$v^* = b - \kappa p - cq. \quad (4a)$$

If $v < v^*$, the individual violates the norm.

Let p' be the frequency of individuals who have followed the norm. To define the utility of active disapproval/punishment, we assume that only norm-compliant types (i.e. individuals with $x = 1$) can punish and that individuals who do not punish receive only passive disapproval from those who do. Let δ be the maximum cost of punishing which could be due to a punishment act itself or potential retaliation. Assume that individuals not punishing defectors suffer a normative cost κ owing to implicit disapproval by active punishers. Under these assumptions, the utility of punishing is $v - (1 - p')\delta$, where the term $1 - p'$ can be viewed as the 'need for enforcement' (Centola et al., 2005). (Indeed, it makes no sense to pay the cost and disapprove something that does not happen, i.e. if $p' = 1$.) The utility of not punishing is κq . Then a norm-complying individual will choose $y = 1$, if their $v > v^{**}$, where

$$v^{**} = (1 - p')\delta - \kappa q. \quad (4b)$$

Assume as before that the normative value v has a distribution in the population with c.d.f. $F(z)$. Then the dynamics of p and q are described by a couple of recurrence equations

$$p' = 1 - F(v^*), \quad (5a)$$

$$q' = 1 - F(\max(v^*, v^{**})). \quad (5b)$$

Note that individuals with $v > \max(v^*, v^{**})$ will both follow the norm and punish norm violators.

Relative to the simpler model considered above, this model has one additional dynamic variable, q , and two new parameters: the cost of active disapproval/punishment c and the cost of actively disapproving/punishing others δ . Figure 3 illustrates the effects of these new parameters on the equilibrium frequency p . Figure S15 in the SI shows the corresponding equilibrium values of q . In both of these figures the top left graph shows the stable equilibrium values when active disapproval is absent. (Note that in contrast to Figures 1 and S11 which depict both stable and unstable equilibria, here I only show stable equilibria.) Figure 3 shows that allowing for active disapproval (i.e. increasing c from zero) leads to the appearance of stable equilibria with high norm compliance even if punishment is costly (i.e. $\delta > 0$). There can be up to two new equilibria. Punishment can have asymmetric effects on the stability of equilibria affecting the sizes of their domain of attraction. The frequency of punishers q follows p closely if p is large. That is, most contributors also punish norm-violators. If, however, punishment is costly (i.e. δ is large), only a subset of contributors with high normative values v will punish, so that q will be smaller than p . Figure S15 in the SI shows that equilibrium values of q are close to those of p except when the cost of punishment δ is high. With $\delta = 2$, punishment happens with a lower frequency (and q^* is significantly smaller than p^*).

Although Figures 3 and S15 capture the effects of σ in great detail, they cannot convey information about the domains of attraction of different equilibria. The latter are illustrated in Figure 4 for the model in which the distribution of v is bimodal. This figure shows that there can be between one and four simultaneously stable equilibria. The existence of simultaneously stable equilibria implies strong dependence on the initial conditions. Interestingly, there are situations when simultaneously stable equilibria differ in the extent of both norm compliance and punishment.

All conclusions from the models with only passive disapproval remain valid in models with active disapproval (punishment). Punishment brings additional effects. In particular:

- The complexity of resulting dynamics is greatly increased. This concerns the number of equilibrium states and the extent of behavioural differences between them, e.g. in norm compliance or the level of punishment. These results imply a possibility of even greater variation between different groups and cultures (Gelfand et al., 2011).
- Punishment stabilizes cooperative equilibria (as noticed earlier by Boyd & Richerson, 1992).
- Costly punishment is largely administered by individuals with high norm internalization.

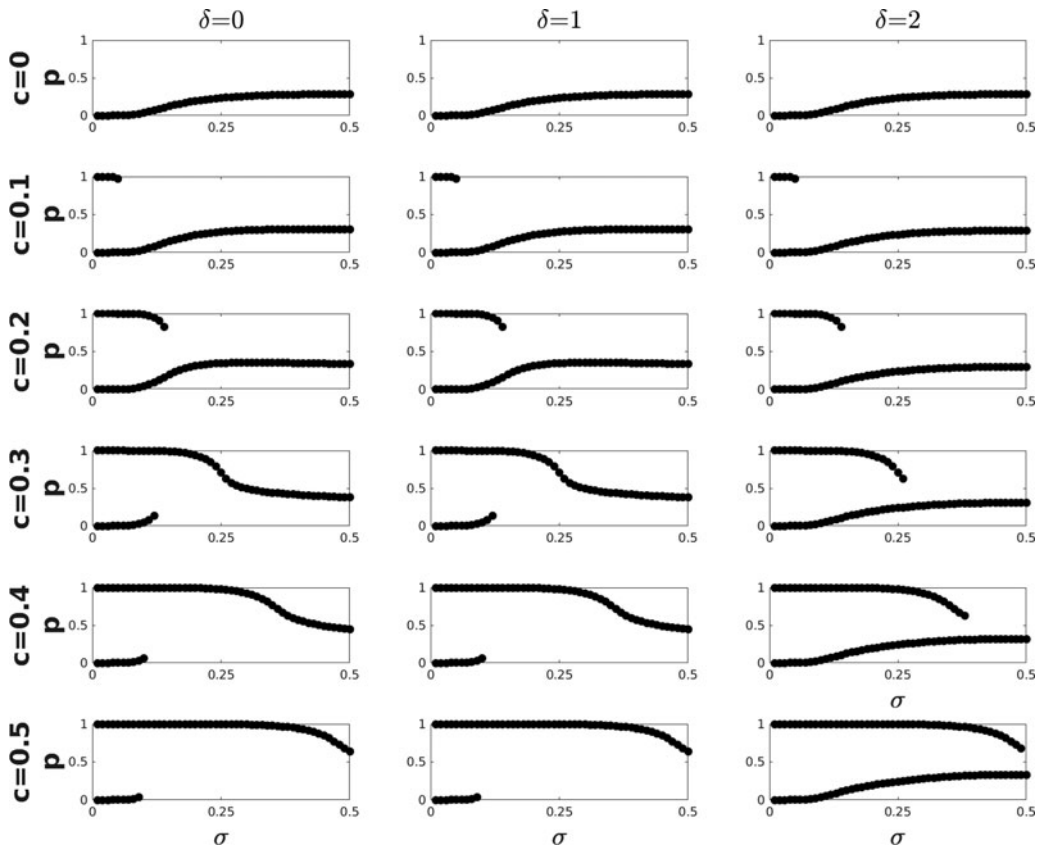


Figure 3. Stable equilibria in the model with both passive and active disapproval of norm violators with σ as the bifurcation parameter for different values of the maximum cost of being punished c and the cost of punishing others δ . $\bar{v} = 0.8$, $\kappa = 0.2$. Lognormal distribution of v .

Similarly to the discussion above, it is straightforward to add additional costs and benefits to our modelling framework. For example, punishers of norm violators may expect to receive passive approval from other punishers. Alternatively, individuals who oppose the norm can actively punish norm followers. Capturing these effects in the model will modify the meaning of parameters but not the resulting dynamics.

Applications

Here I discuss how my theoretical framework can be used to better understand the effects of different policies and strategies (both successful and not) used to change social norms.

Footbinding

The painful and dangerous practice of footbinding impaired most Chinese women for a thousand years and then ended, for the most part, in a single generation as a result of the campaign of the anti-footbinding reformers. The campaign to abandon this norm had three components (Mackie, 1996).

The first component was a persuasive effort which explained that the rest of the world did not bind women's feet and that China was ridiculed and losing respect in the world. The second component was an educational effort explaining the health benefits of natural feet and the costs of bound feet. The third was the establishment of natural-foot societies, whose members pledged not to bind their

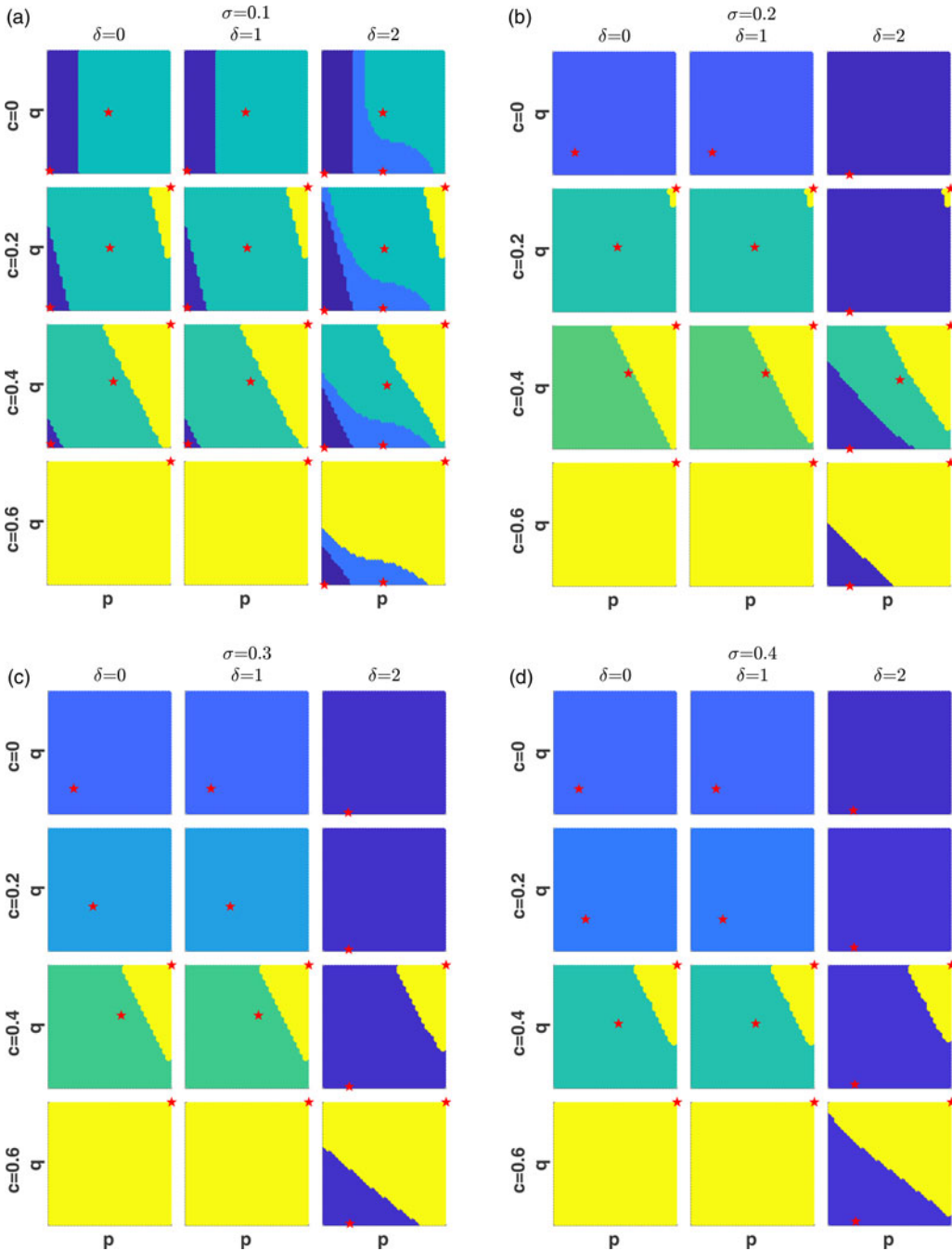


Figure 4. Stable equilibria (marked by red stars) and their domains of attractions (painted by the same color) on the (p, q) -phase plane in the model with both passive and active disapproval for different values of parameters c , δ and σ . The underlying distribution of v is a sum of two lognormal distributions with mean values at \bar{v} and $1 - \bar{v}$ and the same σ . $\bar{v} = 0.2$, $\kappa = 0.8$.

daughters' feet nor to let their sons marry women with bound feet. The influence mechanism here was commitment and consistency. Once people have publicly committed to something, they are more likely to follow through than if they have not.

In terms of my modelling framework, there is a material benefit, b , to abandoning footbinding (i.e. improved health), but individuals have internalized the norm (i.e. assign a positive value v to it) and expect to be subject to public disapproval leading to both normative, κ , and material, c , costs of violating the norm. The latter are due to reduced mating opportunities for daughters. The ‘actors’ here are the parents or relatives of girls enforcing the corresponding actions. One can interpret the three components of the anti-footbinding campaign in the following way. The first component introduced a normative cost of footbinding (effectively increasing the benefit b of abandoning it). The second component directly increased the perceived material benefit b of abandoning footbinding. The third component decreased the costs κ and c of disapproval by people who still abide by the norm as well as added material costs of following the norm (by decreasing the corresponding mating opportunities). These changes in perceived costs and benefits led to a fast reduction in the frequency p of footbinding.

Female genital cutting

The practice of female genital cutting found in Africa, Asia and the Middle East results in significant physical and emotional risks for tens of millions of girls and women (Berg et al., 2014), especially in low- and middle-income countries (Kandala et al., 2018). In an attempt to change this norm, a specific policy was adopted by national and international agencies. Along with other activities, the policy called for development workers to assemble in a short period of time a group of cutting families in a community willing to abandon cutting and to declare publicly that they had done so (Efferson et al., 2015). The policy was based on a game theory model which treated norm compliance as a coordination problem (Mackie & LeJeune, 2009) and the belief that the pressure for social conformity dominated all other possible effects. The model then predicted that, once a certain critical frequency of declaring families was exceeded, the remaining families who cut would realize that abandoning the norm was in their interests and would do so. As a result, the norm would disappear completely.

In terms of my model, there are material benefits b of abandoning cutting as well as normative cost κ (owing to disapproval) and material cost c (owing to reduced mating opportunities) of abandoning the norms. The overall effects of these costs are frequency-dependent. The public declaration by non-cutting families would then effectively decrease the perceived frequency p of families following the norm. However, because of the expected heterogeneity among families in the normative benefits and costs one should not expect that p will go to zero. Rather the most likely outcome will be that p will just shift and stabilize at some intermediate value. In fact, the analysis of the frequency of cutting across 45 communities in Sudan shows that cutting rates vary continuously between 0 and 1 rather than having a discontinuous distribution with peaks at 0 and 1 as predicted by the social coordination model (Efferson et al., 2015). Efferson et al. (2015) argued that convincing families who already have low values of cutting to make a public declaration will probably not have a large effect on remaining families. Efferson et al. (2015) conjectured that the effort of the development workers may be more effective if it focuses on the families least receptive to the idea of abandoning cutting.

In a recent follow-up paper, Efferson et al. (2020) used the Shelling–Granovetter model to make these arguments stronger. In their model of conformity, families differ in their sensitivity to social pressure to maintain cutting; the social pressure declines with the proportion of families who have already abandoned it. Efferson et al. (2020) assumed that a persuasive intervention makes families abandon cutting completely. They compared three different intervention strategies focusing on individuals most amenable to change or most resistant to change, or on a random sample from the population. They concluded that although interventions often target samples of the population most amenable to change, targeting a representative random sample is a more robust way to reduce cutting. My results reported in the section on ‘Persuasive interventions’ above back the validity of these conclusions in a more general framework. Overall, my results support earlier conclusions of Efferson et al. (2015, 2020) that understanding heterogeneity in a population is essential for predicting the effects of interventions. As I argue here, evaluating the expected effectiveness of different campaigns requires

information on the distribution of values and beliefs in the target population. (See figure S3 in Efferson et al. (2015) for an empirical example of such a distribution.)

College students' drinking

Heavy alcohol consumption and binge drinking is a serious problem in many colleges. Data show that drinking rates increase significantly during the transition from high school to college (Labrie et al., 2009). A contributing factor to this increase is that students typically overestimate the frequency and amount that other students drink. As a result, many students are often under a strong social pressure to drink in excess of what they would prefer (Park et al., 2009).

There are three main methods of social norm interventions focusing on correcting misperceptions about risky behaviours and social norms (Miller and Prentice, 2016). Social norms marketing is the dissemination of a single factual message documenting the (high) incidence of some desirable behaviour. Personalized normative feedback is the information about themselves as well as their peers. Focus group discussions aim to achieve similar goals by capitalizing on a readily available reference group. Considerable research indicates that feedback on close referents has the strongest effect on behaviour, making the personalized normative feedback and focus group discussions more powerful. All three methods have been used in efforts to reduce students' drinking.

In terms of my models, these methods aim to provide correct (or desirable) information about variable p . If p is lower than the students thought, it may also force them to increase their estimate of benefit b of abandoning the norm. (The logic is that if many others do not do it, there may be indeed high benefits of reduced drinking.) The information about discrepancies between individual behaviour and the average behaviour in their reference group may force the subjects to reduce their estimates of the level of social disapproval κq they expect to receive from peers. The most receptive individuals to change will be those who are drinking more than they want to because of a desire to be socially accepted. Information that p is low may also increase the likelihood that students who oppose heavy drinking will actively disapprove/punish back norm followers (i.e. heavy drinkers). Moreover, manipulating identity cues may force individuals to reevaluate the normative value v of a particular behaviour. Observers usually interpret behaviours as freely chosen and reflecting the actor's private preferences and dispositions (Gilbert & Malone, 1995). That is, high frequency p of drinking may be interpreted as evidence of high normative values v assigned to it. Correcting this misinterpretation can reduce drinking. Some interventions also attempt to change the perceived benefits of behaviour, e.g. by reports of how uncomfortable students feel with their drinking practices.

Pro-environmental behaviour

Social norms have a significant impact on a range of pro-environmental behaviours (Miller & Prentice, 2016; Farrow et al., 2017; Nyborg, 2018; Jachimowicz et al., 2018). Methods used to change human behaviour affecting the environment are similar to those mentioned above (e.g. social marketing, personalized normative feedback and focus group discussions). Proenvironmental behaviour is a kind of a public good. As stressed by Miller and Prentice (2016), in the case of public goods, 'perceived norms tend to be unclear or absent, rather than biased, and thus the interventions work primarily by making people more aware of their own behaviour and where it falls in the distribution' (p. 348). For example, feedback in environmental interventions can focus on how people's weekly kilowatt use compares with that of their neighbours. Risky behaviour interventions are most effective when they utilize social identity considerations (e.g. same-gender friends, teammates, sorority sisters). In contrast, public-goods interventions invoke comparisons with the group with whom the focal individual shares public goods, e.g. nearby residents.

Two types of information have proved most useful when providing such feedback: (a) how common particular environmental behaviours are among group members (descriptive norms); and (b) the degree of approval of these behaviours by group members (injunctive norms). Informing people that their neighbours use less energy will convey to people that energy use reduction is possible. In terms of our models, this can make them reduce the perceived material cost/benefit ratio and

simultaneously increase normative value ν of pro-environmental behaviour. Informing people about the degree of neighbours' approval (e.g. Jachimowicz et al., 2018) accomplishes several things. It sends a better signal of their true intentions so that the focal individual will not feel like a sucker. This will decrease the normative costs of pro-environmental behaviour. [Note that in the model, the psychological cost of being a sucker is frequency dependent and can be described in a similar way to that of reduced mating opportunity for the footbinding and genital cutting norms discussed above.] It can also signal expected approval by others, characterized by parameter ν_a in the model. Providing the information about neighbours' preferences can also exploit existing preferences for conformity and the sense of belonging to the community measured by parameter ν_c . Energy consumption by high users is reduced the most if the corresponding information is presented publicly rather privately (Delmas & Lessem, 2014). This implies that people have normative concerns about their social standing and reputation. This effect can be captured by adjusting the normative value ν of the behaviour.

Discussion

Understanding human decision-making in social situations requires one to consider not only material costs and benefits involved, but also conformity, beliefs and internalized values, and expected (dis)approval and punishment by others for norm violation. Predicting changes in social behaviours, e.g. following certain social interventions, requires mathematical models capturing these factors. In a recent review of theories of social norms and pro-environmental behaviour, Farrow et al. (2017) observed that 'there is no unified theoretical framework regarding how norms operate in the decision-making process' (p. 6) and then concluded that 'developing a single theory regarding the effect of social norms on choice may indeed be unrealistic' (p. 10). Contrary to this view, here I suggest a possible unifying theoretical approach. My approach is mathematically simple, yet general and is able to capture various costs and benefits, both material and normative, associated with different norm-related actions and behaviours, including punishment and disapproval by others. The approach also captures errors in the decision-making process. Moreover, it explicitly accounts for differences between individuals in their values, sensitivity to the actions of others, and in beliefs about the population state. My models make predictions about the dynamics of the frequencies of different behaviours given certain initial conditions.

Although injunctive social norms are universally viewed as one of the most important factors in human social life, modelling work on their dynamics is rather limited. My models, which are based on an integration of two earlier unrelated theoretical approaches (i.e. the Schelling–Granovetter model and Gavrilets and Richerson model), aim to extend it. Various earlier applications of the Schelling–Granovetter model (e.g. Neary & Newton 2017; Efferson et al., 2020) have followed the original formulation and operated in terms of general conformity 'thresholds' (defined as a minimum frequency of a particular behaviour in the population needed for a focal individual to adopt the same behaviour). In contrast, instead of Granovetter's 'thresholds', I used variables and parameters common in social psychology and cultural evolution, including those describing the effects of social (dis)approval, punishment for norm violations and norm internalization. I identified equilibria (both homogeneous and heterogeneous) and studied their dependence on meaningful parameters. I explicitly showed that there can be multiple equilibria, and studied their domains of attraction and the time to convergence to equilibria. I showed that the shape of the distribution of normative values strongly affects the resulting dynamics. I demonstrated how immigration of individuals with different values changes population behaviour and did a similar analysis of persuasive interventions. At the end I went beyond the Schelling–Granovetter model by introducing an additional 'action' that individuals can take – punishment of norm violators. I then repeated most of my analysis for a new two-dimensional model. I showed that punishment greatly increases the complexity of the resulting dynamics, stabilizes cooperative equilibria, and promotes increased norm diversity between groups and cultures.

To illustrate possible applications of my approach I considered strategies that have been developed by practitioners to abolish the norms of footbinding and female genital cutting, to decrease college students' drinking and to increase pro-environmental behaviours. The approach can also be applied to other norms including seat-belt usage, (Miller & Prentice, 2016), behaviour in online interactions (Matias, 2019), hostility towards a different ethnic group (Bauer et al., 2018), littering in public places (Cialdini et al., 1990) and breach of professional norms (Hechter, 2008). My models provide a way to mathematically explore the effects of possible interventions. My results show that the development of better policies can be informed by measuring the distributions of norms, values and beliefs in the population. These can be estimated using experimental manipulations (e.g. Kimbrough and Vostroknutov, 2016) or surveys. There are different surveys in the literature touching on different components of the model. For example, expected net material effects of following or abandoning a norm (related to the parameter b) were estimated in Chen et al. (2017) in a study of pro-environmental behaviour. Efferson et al. (2015) used implicit association tests to estimate the distribution of individual values associated with a norm of genital cutting in a population (see their Fig. S3). Jachimowicz et al. (2018) measured second-order beliefs, that is, beliefs of subjects about their neighbours' beliefs about the importance of energy conservation (related to the parameter κ of the model). Hong et al. (2020) measured various personality traits including tendencies for general conformity (related to the parameter v_c of the model) in a set of subjects within the context of energy conservation. Using model (S3a) in the SI, the relationship between the probability P that an individual follows the norm and their different characteristics can be written as $\log p/(1-p) = \lambda \Delta u$ where the difference in utilities Δu is a linear function of parameters. Therefore, given appropriate survey data one can estimate the relevant parameters of the model using standard methods of logistic regression and then make predictions about the target group behaviour or effects of different policies. The main challenge in applying the models would be to measure a number of different parameters/characteristics in the same system. Although this is not easy, without such a step predicting the outcomes of interventions is hardly possible. Note that theoretical results show that quick and large changes in the population can only happen under certain conditions (specifically, when the underlying dynamics have multiple equilibria).

The definition of injunctive social norms used here implies that, in a sense, a social norm exists as long as people believe it exists. The latter observation makes some social norms an example of Merton's (1948) concept of the *self-fulfilling prophecy*, which in turn stems from Thomas' (1928) postulate that 'If men define situations as real, they are real in their consequences'. [A classic example of a self-fulfilling prophecy is a bank run started by customers withdrawing money because they heard a rumour about the bank's insolvency. Another example is provided by the Greek myth of Oedipus.] It should be clear that what is *really* important for human behaviour is not the actual values costs and benefits (b , v , κ , etc.) but what people *believe* they are. This points to the importance of changing human beliefs via interventions if the goal is changing their behaviours. The modelling approach above can be used to study the dynamics of self-fulfilling (and self-defeating) prophecies. It can also be used to develop a scientific evolutionary perspective on the dynamics of human moral beliefs (Boehm, 2012) and the effects of culture on human behaviour (Richerson et al., 2016).

Here I have followed Cialdini et al. (1990) in distinguishing between descriptive norms (which specify the perception of what is commonly done) and injunctive norms (which specify the perception of what is commonly approved/sanctioned). This approach has been further developed by Bicchieri (2006) and Bicchieri and Muldoon (2014), who characterize these norms according to social expectations. In Bicchieri's approach, descriptive norms are understood as individuals' empirical expectations about others' behaviour while injunctive norms are viewed as individuals' normative expectations about others' behaviour. An important factor in her approach is the extent of social dependence of individuals' preferences for engaging in relevant behaviours: some preferences are socially interdependent while others are socially independent. This allows one to differentiate, within Cialdini's descriptive norms, 'customs' (such as washing your hands before eating a meal) from 'descriptive norms' (e.g. driving on the right side of the road). Both are empirically expected but the former entail socially independent preferences while the latter entail socially dependent preferences. Then, within

Cialdini's injunctive norms, one can also tell apart 'moral rules' (e.g. do not cheat) from 'social norms' (e.g. energy saving). Both are normatively expected but the former entail socially independent preferences while the latter entail socially dependent preferences. (I am grateful to an anonymous reviewer who pointed out these distinctions.)

My approach for defining the utility function effectively (a) postulates that it depends on both immediate and future costs and benefits (both material and normative) and (b) implies that individuals are able to predict the reaction of their groupmates to their own action. Viewed this way, my approach can be interpreted as an example of application of a recently introduced strategy revision protocol called foresight (Perry et al., 2018; Perry & Gavrilets, 2020; Gavrilets, 2021)). Foresight aims to capture in game theoretic models the ability of humans and some non-human animals to foresee the future (Szpunar et al., 2014) and make intertemporal choices (Frederick et al., 2002) as well as their 'theory of mind', i.e. the ability to reason about the knowledge and thought processes of others in the social context (Premack & Wodruff, 1979; Krupenye et al., 2016; de Waal, 2016). Our earlier work has shown that foresight can solve the first- and second-order free-rider problems in the presence of punishment (Perry et al., 2018; Perry & Gavrilets, 2020), can lead to the evolution of social institutions by the route of self-interested design (Gavrilets & Shrestha, 2020) or undermine cooperation via tactical deception (Gavrilets, 2021)). The models and behaviours studied here provide an additional illustration of the power of foresight.

I followed earlier work postulating that people have the ability to internalize social norms. This ability could have evolved because it allows individuals to reduce the costs associated with information gathering, processing and decision making and the costs of monitoring, punishment and conditional rewards that would otherwise be necessary to ensure cooperation (Henrich & Ensminger, 2014). It could also increase individual survival via its effects on the capacity to maintain connections with a social safety net. Gavrilets and Richerson (2017) have formalized these arguments in a mathematical model. Norm internalization can also allow individuals and groups to adjust their utility functions in situations with a rapidly changing environment when genetic mechanisms would be too slow to react (Gintis, 2003). An important question is which norms become injunctive, i.e. get internalized. Kimbrough and Vostroknutov (2019) proposed (and provided a supporting mathematical model) that these are behaviours that minimize the aggregated dissatisfaction of all group members. It would be interesting to study this question using an evolutionary dynamics approach.

My results provide further evidence for the importance of accounting for intrinsic differences between individuals in game-theoretic models. Within-group heterogeneity in various characteristics is not only ubiquitous in real groups but it can greatly affect the resulting evolutionary dynamics (Young, 1993; Khan & Peters, 2014; Gavrilets & Fortunato, 2014; Gavrilets, 2015; Gavrilets & Richerson, 2017; Neary & Newton, 2017; Hilbe et al., 2018; Radzvilavicius et al., 2019; Hauser et al., 2019; Efferson et al., 2020). My results show that not only summary statistics, like the mean and variance, but also the shape of the underlying distribution can play an important role. Estimating within group heterogeneity is necessary for predicting group behaviour.

Some of my models allowed for active disapproval (social punishment) of norm violators. There are multiple reasons for why people punish. One is that punishment of norm violators is internalized, is viewed as the right thing to do, and brings moral satisfaction (retributive approach; Carlsmith, 2008; Cushman, 2015). Another is that punishment may bring material benefits immediately by restoring whatever was lost or it can deter future misdeeds by the norm violator or observers (consequentialist approach; Cushman, 2015). People can also punish because of general conformity (if others punish, so should I) or adherence to the fairness norm (if others pay costs of punishment, so should I). These factors lead to conditional punishment based on expectation that others will punish as well (Kamei, 2018; Molleman et al., 2019). There is also 'false enforcement' (Centola et al., 2005) when people enforce unpopular norms to show that they have complied out of genuine conviction and not because of social pressure. People can also punish to remove the competitive advantage of the cheater (Gavrilets, 2012; Raihani & Bshary, 2019) or exhibit antisocial punishment, e.g. just out of spite or to achieve a competitive advantage over others (Raihani & Bshary, 2019). Raihani and Bshary

(2019) stress the role of competitive punishment which is clearly important within the context of experimental economic games when subjects are motivated by monetary rewards and the desire to do better than their peers. In real-life situations meant to be described by the models studied above, a norm violation by an individual does not result in negative material consequences for others, and winning a competition with others is not a part of individual decision making. Rather in my models punishing others is a result of norm internalization, conformity and (potentially) errors.

There are a number of directions in which my approach can be extended. Rather than assuming that individuals obtain information about the state of their group as a whole, one can assume that they observe only the behaviour of their social contacts in a large social network. One can further assume that some of the contacts are more important than others introducing opinion leaders or role models (Henrich & Gil-White, 2001). One then can study how changing the behaviours and communications of the most visible and influential members of a group or community affects the group dynamics. People can also differ in whose social approval they value. This will translate into differences in their motivation to comply with the norm. Spatial structure of populations can also affect these processes. One can introduce uncertainties in individuals' estimate of the state of their group and update their knowledge via Bayesian learning. In the models considered above, norm violation by an individual did not cause any material losses to others. One can study the effects of introducing such losses as would happen, for example, with queue jumping behaviour (Milgram et al., 1986). On a more technical side, one can attempt to evaluate or approximate the corresponding integrals in two-dimensional models analytically. This might lead to more transparent and intuitive results. So far I have treated individual normative values as constant. Modelling how they evolve as individuals to adjust their preferences as a result of learning, conformity or changes in social identity will be an important next step. Also important is to consider a model extension with two competing 'norms' so that punishment/disapproval can go both ways. This would require an increase in the dimensionality of the model from two to three.

Social norms, values and beliefs are critically important for all aspects of our social life from the way we address each other, dress and position ourselves in an elevator to norms of conduct in family, class room, business meeting or politics, to their effects on human behaviour in violent conflicts. This is how it has been during all of our history (and most definitely in pre-historic human groups and societies). This remains true in modern societies characterized by increased connectedness and the massive flow of information often causing rapid changes in norms. Investigating the origins, maintenance and effects of social norms demands not only observational and experimental data, but also solid theoretical foundations. The latter require the building of corresponding mathematical models and testing of their predictions. Having all of these components in place will allow us not only to better understand historical and current social processes but also to develop practical policies that would make our societies better.

Supplementary material. To view supplementary material for this article, please visit <https://doi.org/10.1017/ehs.2020.58>

Acknowledgements. I thank A. Bentley, C. Efferson, M. Lapinski-LaFaive, P. J. Richerson, G. Shteynberg, D. Tverskoi and reviewers for comments and suggestions.

Author contributions. SG designed and performed the research and wrote the paper.

Financial support. This work was supported by the US Army Research Office grants W911NF-14-1-0637 and W911NF-18-1-0138 and the Office of Naval Research grant W911NF-17-1-0150, the National Institute for Mathematical and Biological Synthesis through NSF Award no. EF-0830858, and by the University of Tennessee, Knoxville.

Research transparency and reproducibility. All data are in the manuscript. The Matlab code used is available upon request.

References

Akçay, E., & van Cleve, J. (2020). Internalizing cooperative norms in group-structured populations. In W. Wilczynski & S. Brosnan (Eds.), *Social cooperation and conflict: Biological mechanisms at the interface*. Cambridge.

- Akerlof, G. (1980). A theory of social custom, of which unemployment may be one consequence. *Quarterly Journal of Economics*, 94(4), 749–775.
- Atran, S., & Ginges, J. (2013). Religious and sacred imperatives in human conflict. *Science*, 336, 855–857.
- Axelrod, R. (1986). An evolutionary approach to norms. *American Political Science Review*, 80(4), 1095–1111.
- Azar, O. (2004). What sustains social norms and how they evolve? The case of tipping. *Journal of Economic Behavior & Organization*, 54(1), 49–64.
- Bauer, M., Cahliková, J., Chytilová, J., & Zelinský, T. (2018). Social contagion of ethnic hostility. *Proceedings of the National Academy of Sciences USA*, 115, 4881–4886.
- Berg, R. C., Underland, V., Odgaard-Jensen, J., Fretheim, A., & Vist, G. E. (2014). Effects of female genital cutting on physical health outcomes: A systematic review and meta-analysis. *BMJ Open*, 4, e006316.
- Bernheim, B. (1994). A theory of conformity. *Journal of Political Economy*, 102(5), 841–877.
- Bicchieri, C. (2006). *The grammar of society. The nature and dynamics of social norms*. Cambridge University Press.
- Bicchieri, C., & Muldoon, R. (2014). Social norms. In E. N. Zalta (Ed.), *The Stanford encyclopedia of philosophy*. Stanford University.
- Boehm, C. (2012). *Moral origins: Social selection and the evolution of virtue, altruism, and shame*. Basic Books.
- Boyd, R., & Richerson, P. J. (1992). Punishment allows the evolution of cooperation (or anything else) in sizable groups. *Ethology and Sociobiology*, 13(3), 171–195.
- Carlsmith, K. M. (2008). On justifying punishment: The discrepancy between words and actions. *Social Justice Research*, 21, 119–137.
- Centola, D., Willer, R., & Macy, M. (2005). The emperor's dilemma: A computational model of self-enforcing norms. *American Journal of Sociology*, 110, 1009–1040.
- Chen, C., Xu, X., & Day, J. K. (2017). Thermal comfort or money saving? Exploring intentions to conserve energy among low-income households in the United States. *Energy Research and Social Science*, 26, 61–71.
- Chung, A., & Rimal, R. N. (2016). Social norms: A review. *Review Review of Communication Research Research*, 4, 1–28.
- Cialdini, R. B., & Goldstein, N. J. (2004). Social influence: Compliance and conformity. *Annual Reviews in Psychology*, 55, 591–621.
- Cialdini, R. L., Reno, R. R., & Kallgren, C. A. (1990). A focus theory of normative conduct: Recycling the concept of norms to reduce littering in public places. *Personality and Social Psychology*, 58, 1015–1026.
- Cooter, R. (2000). Do good laws make good citizens? An economic analysis of internalized norms. *Virginia Law Review*, 86, 1577–1601.
- Cushman, F. (2015). Punishment in humans: From intuitions to institutions. *Philosophy Compass*, 10(2), 117–133.
- Darwin, C. (1871). *The descent of man, and selection in relation to sex*. John Murray.
- Delmas, M., & Lessem, N. (2014). Saving power to conserve your reputation? The effectiveness of private versus public information. *Journal of Environmental Economics and Management*, 67, 353–370.
- de Waal, F. (2016). *Are we smart enough to know how smart animals are?* W. W. Norton.
- Efferson, C., Vogt, S., Elhadi, A., Ahmed, H. E. F., & Fehr, E. (2015). Female genital cutting is not a social coordination norm. *Science*, 340, 1446–1447.
- Efferson, C., Vogt, S., & Fehr, E. (2020). The promise and the peril of using social influence to reverse harmful traditions. *Nature Human Behavior*, 4, 55–68.
- Farrow, K., Grolleau, G., & Ibanez, L. (2017). Social norms and pro-environmental behavior: A review of the evidence. *Ecological Economics*, 140, 1–13.
- Fehr, E., & Schurtenberger, I. (2018). Normative foundations of human cooperation. *Nature Human Behaviour*, 2, 458–468.
- Frederick, S., Loewenstein, G., & O'Donoghue, T. (2002). Time discounting and time preference: A critical review. *Journal of Economic Literature*, 40, 351–401.
- Gavrilets, S. (2012). On the evolutionary origins of the egalitarian syndrome. *Proceedings of the National Academy of Sciences USA*, 109, 14069–14074.
- Gavrilets, S. (2015). Collective action problem in heterogeneous groups. *Proceedings of the Royal Society London B*, 370, 20150016.
- Gavrilets, S. (2021). Foresight, punishment, and cooperation. In M. J. Gelfand, C. Y. Chiu, & Y. Y. Hong (Eds.), *Advances in culture and psychology*. Oxford University Press.
- Gavrilets, S., & Duwal Shrestha, M. (2020). Evolving institutions for collective action by selective imitation and self-interested design. *Evolution and Human Behavior* doi: 10.1016/j.evolhumbehav.2020.05.007
- Gavrilets, S., & Fortunato, L. (2014). A solution to the collective action problem in between-group conflict with within-group inequality. *Nature Communications*, 5, article 3526. doi:10.1038/ncomms4526.
- Gavrilets, S., & Richerson, P. J. (2017). Collective action and the evolution of social norm internalization. *Proceedings of the National Academy of Sciences USA*, 114, 6068–6073.
- Gelfand, M. J., Raver, J. L., Nishii, L., Leslie, L. M., Lun, J., Lim, B. C., ... Yamaguchi, S. (2011). Differences between tight and loose cultures: A 33-nation study. *Science*, 332(6033), 1100–1104.
- Gilbert, D. T., & Malone, P. S. (1995). The correspondence bias. *Psychological Bulletin*, 117, 21–38.

- Gintis, H. (2003). The hitchhiker's guide to altruism: Gene-culture coevolution, and the internalization of norms. *Journal of Theoretical Biology*, 220, 407–418.
- Glendinning, P. (1994). *Stability, instability and chaos: An introduction to the theory of nonlinear differential equations*. Cambridge University Press.
- Goeree, J., Holt, C., & Pfaffrey, T. (2016). *Quantal response equilibrium: A stochastic theory of games*. Princeton University Press.
- Granovetter, M. (1978). Threshold models of collective behavior. *American Journal of Sociology*, 83, 1420–1443.
- Grusec, J. E., & Kuczynski, L. (1997). *Parenting and children's internalization of values: A handbook of contemporary theory*. John Wiley & Sons.
- Hauser, O. P., Hilbe, C., Chatterjee, K., & Nowak, M. A. (2019). Social dilemmas among unequals. *Nature*, 572, 524–527.
- Hechter, M. (2008). The rise and fall of normative control. *Accounting, Organizations and Society*, 33, 663–676.
- Henrich, J., & Ensminger, J. (2014). Theoretical foundations: The coevolution of social norms, intrinsic motivation, markets, and the institutions of complex societies. In J. Ensminger & J. Henrich (Eds.), *Experimenting with social norms: Fairness and punishment in cross-cultural perspective* (pp. 19–44). Russell Sage Foundation.
- Henrich, J., & Gil-White, F. J. (2001). The evolution of prestige: Freely conferred deference as a mechanism for enhancing the benefits of cultural transmission. *Evolution and Human Behavior*, 22, 165–196.
- Hilbe, H., Schmid, L., Tkadlec, J., Chatterjee, K., & Nowak, M. A. (2018). Indirect reciprocity with private, noisy, and incomplete information. *Proceedings of the National Academy of Sciences USA*, 115, 12241–12246.
- Hong, T., Chen, C., Wang, Z., & Xu, X. (2020). Linking human-building interactions in shared offices with personality traits. *Building and Environment*, 20, 106602.
- House, B. R., Kanngiesser, P., Barrett, H. C., Broesch, T., Cebioglu, S., Crittenden, A. N., ... Silk, J. B. (2019). Universal norm psychology leads to society diversity in prosocial behaviour and development. *Nature Human Behaviour*, 4, 1–9.
- Jachimowicz, J. M., Hauser, O. P., O'Brien, J. D., Sherman, E., & Galinsky, A. D. (2018). The critical role of second-order normative beliefs in predicting energy conservation. *Nature Human Behaviour*, 2(10), 757–764.
- Kamei, K. (2018). Group size effect and over-punishment in the case of third party enforcement of social norms. Working paper no. 4, 2018.
- Kandala, N.-B., Ezejimofor, M. C., Uthman, O. A., & Komba, P. (2018). Secular trends in the prevalence of female genital mutilation/cutting among girls: A systematic analysis. *BMC Global Health*, 3, e000549.
- Khan, A., & Peters, R. (2014). Cognitive hierarchies in adaptive PLA. *International Journal of Game Theory*, 43, 903–924.
- Kimbrough, E. O., & Vostroknutov, A. (2016). Norms make preferences social. *Journal of the European Economic Association*, 14, 608–638.
- Kimbrough, E. O., & Vostroknutov, A. (2019). A theory of injunctive norms. http://www.vostroknutov.com/pdfs/axi-norms12_02.pdf.
- Krupenye, C., Kano, F., Hirata, S., Call, J., & Tomasello, M. (2016). Great apes anticipate that other individuals will act according to false beliefs. *Science*, 354, 110–114.
- Kuran, T. (1989). Sparks and prairie fires: A theory of unanticipated political revolution. *Public Choice*, 61, 41–74.
- Labrie, J., Lamb, T., & Pedersen, E. (2009). Changes in drinking patterns across the transition to college among first-year college males. *Journal of Child and Adolescent Substance Abuse*, 18, 1–15.
- Lapinski, M. K., Kerr, J. M., Zhao, J., & Shupp, R. S. (2017). Social norms, behavioral payment programs, and cooperative behaviors: Toward a theory of financial incentives in normative systems. *Human Communication Research*, 43, 148–171.
- Lapinski, M. K., & Rimal, R. N. (2005). An explication of social norms. *Communication Theory*, 15, 127–147.
- Lewis, D. (1969). *Convention: A Philosophical Study*. Harvard University Press.
- Mackie, G. (1996). Ending footbinding and infibulation: A convention account. *American Sociological Review*, 61, 999–1017.
- Mackie, G., & LeJeune, J. (2009). Social dynamics of abandonment of harmful practices: A new look at the theory. Special Series on Social Norms and Harmful Practices, Innocenti Working Paper IWP-2009-06.
- Matias, J. N. (2019). Preventing harassment and increasing group participation through social norms in 2,190 online science discussions. *Proceedings of the National Academy of Sciences USA*, 116, 9785–9789.
- Merton, R. K. (1948). The self-fulfilling prophecy. *Antioch Review*, 8, 173–190.
- Milgram, S., Liberty, H. J., Toledo, R., & Wackenhut, J. (1986). Response to intrusion into waiting lines. *Journal of Personality and Social Psychology*, 51, 683–689.
- Miller, D. T., & Prentice, D. A. (2016). Changing norms to change behavior. *Annual Reviews in Psychology*, 61, 339–361.
- Molleman, L., Kölle, F., Starmer, C., & Gächter, S. (2019). People prefer coordinated punishment in cooperative interactions. *Nature Human Behavior*, 3, 1145–1153.
- Morris, I. (2015). *Foragers, farmers, and fossil fuels. How human values evolve*. Princeton University Press.
- Mu, Y., Kitayama, S., Han, S., & Gelfand, M. J. (2015). How culture gets embrained: Cultural differences in event-related potentials of social norm violations. *Proceedings of the National Academy of Sciences USA*, 112, 15348–15353.
- Neary, P. R., & Newton, J. (2017). Heterogeneity in preferences and behavior in threshold models. *Journal of Mechanism and Institution Desig*, 2, 141–159.
- Nyborg, K. (2018). Social norms and the environment. *Annual Review of Resource Economics*, 10, 405–423.

- Park, H. S., Klein, K. A., Smith, S., & Martel, D. (2009). Separating subjective norms, university descriptive and injunctive norms, and u.s. descriptive and injunctive norms for drinking behavior intentions. *Health Communication, 24*, 746–751.
- Perry, L., & Gavrilets, S. (2020). Foresight in a game of leadership. *Scientific Reports, 10*, 2251.
- Perry, L., Shrestha Duwal, M., Vose, M. D., & Gavrilets, S. (2018). Collective action problem in heterogeneous groups with punishment and foresight. *Journal of Statistical Physics, 172*, 293–312. <https://link.springer.com/article/10.1007/s10955-018-2012-2>.
- Premack, D., & Wodruuff, G. (1979). Does the chimpanzee have a theory of mind. *Behavioral and Brain Sciences, 1*, 515–526.
- Pryor, C., Perfors, A., & Howe, P. D. L. (2019). Even arbitrary norms influence moral decisionmaking. *Nature Human Behaviour, 3*(1), 57–62.
- Radzvilavicius, A. L., Stewart, A. J., & Plotkin, J. B. (2019). Evolution of empathetic moral evaluation. *eLife, 8*, e44269.
- Raihani, N. J., & Bshary, R. (2019). Punishment: one tool, many uses. *Evolutionary Human Sciences, 1*, e12.
- Rashevsky, N. (1949). Mathematical biology of social behavior: II. *Bulletin of Mathematical Biophysics, 11*, 255–271.
- Rashevsky, N. (1951). *Mathematical biology of social behavior*. University of Chicago Press.
- Rashevsky, N. (1965a). A note on imitative behavior. *Bulletin of Mathematical Biophysics, 27*, 311–313.
- Rashevsky, N. (1965b). On imitative behavior. *Bulletin of Mathematical Biophysics, 27*, 175–185.
- Richerson, P., Baldini, R., Bell, A. V., Demps, K., Frost, K., Hillis, V., ... Zefferman, M. (2016). Cultural group selection plays an essential role in explaining human cooperation: A sketch of the evidence. *Behavioral and Brain Sciences, 39*, article number UNSP e30.
- Schelling, T. (1971). Dynamic models of segregation. *Journal of Mathematical Sociology, 1*, 143–186.
- Shulman, H. C., Rhodes, N., Davidson, E., Ralston, R., Borghetti, L., & Morr, L. (2017). The state of the field of social norms research. *International Journal of Communication, 11*, 1192–1213.
- Szpunar, K. K., Spreng, R. N., & Schacter, D. L. (2014). A taxonomy of prospection: Introducing an organizational framework for future-oriented cognition. *Proceedings of the National Academy of Sciences USA, 111*, 18414–18421.
- Tajfel, H., & Turner, J. C. (1979). An integrative theory of intergroup conflict. In W. G. A. & S. Worchel (Eds.), *The social psychology of intergroup relation* (pp. 33–47). Brooks/Cole.
- Thomas, W. I. (1928). *The child in America: Behavior problems and programs*. Alfred A. Knopf.
- Tomasello, M. (2011). Human culture in evolutionary perspective. In M. J. Gelfand, C. Y. Chiu, & Y. Y. Hong (Eds.), *Advances in culture and psychology. Vol. 1. Advances in culture and psychology* (pp. 5–51). Oxford University Press.
- Turchin, P. (2016). *Ultrasociety: How 10,000 years of war made humans the greatest cooperators on Earth*. Beresta Books.
- Wrong, D. (1961). The oversocialized concept of man in modern sociology. *American Sociological Review, 26*, 183–193.
- Young, H. P. (1993). An evolutionary model of bargaining. *Journal of Economic Theory, 59*, 145–168.
- Young, H. P. (1998). *Individual strategy and social structure: An evolutionary theory of institutions*. Princeton University Press.
- Young, H. P. (2008). Social norms. In S. N. Durlauf, & L. E. Blume (Eds.), *The New Palgrave dictionary of economics* (pp. 1–7). Palgrave Macmillan.
- Young, H. P. (2015). The evolution of social norms. *Annual Reviews of Economics, 7*, 359–387.

Supplementary Information for “The dynamics of injunctive social norms” Sergey Gavrilets

Contents

2	Model variables, functions, parameters and statistics	1
3	Uniform distribution of v	1
4	Four unimodal distributions	2
5	Dynamics of p in time	10
6	QRE equilibrium with a uniform distribution of v	13
7	Truncated distributions	13
8	Heterogeneity in costs of passive disapproval κ	17
9	Equilibrium values of punishment frequency q	18

Below I provide more details on analytical derivations as well as additional figures discussed in the main text.

2 Model variables, functions, parameters and statistics

Table S1 lists model variables, functions, parameters and statistics.

3 Uniform distribution of v

Assume that v has a uniform distribution between v_{\min} and v_{\max} . Then

$$F(z) = \begin{cases} 0, & \text{if } z < v_{\min}, \\ \frac{z-v_{\min}}{v_{\max}-v_{\min}}, & \text{if } v_{\min} < z < v_{\max} \\ 1, & \text{if } z > v_{\max} \end{cases}$$

Assume also that $b > v_{\max}$ (so that nobody complies if $p = 0$) and that $\kappa > b - v_{\min}$ (so that everybody complies if $p = 1$). Then there is a threshold initial frequency

$$p^* = \frac{b - v_{\max}}{\kappa - (v_{\max} - v_{\min})}, \tag{S1}$$

and the population will lose the norm (i.e., evolve to the state with $p = 0$) if the initial frequency of compliance $p_0 < p^*$, but will “fix” it (i.e. evolve to the state where everybody complies) if $p_0 > p^*$. [One can see this by using a graphical cob-webbing method, i.e. plotting the graph of

Table S1: Model variables, functions and parameters.

	Symbols	Their meaning
Variables	x	complying or not with the norm ($x = 1$ or 0)
	y	punishing/admonishing or not norm violators ($y = 1$ or 0)
	p	frequency of people complying with the norm
	q	frequency of people punishing norm violators
Parameters	b	material benefit of norm violation
	v	normative value of following the norm
	v_a	normative value of being approved passively
	v_c	normative value of conformity
	κ	normative cost of being disapproved passively
	c	cost of being punished/admonished
	c_f	frequency-dependent cost
	δ	cost of punishing/admonishing others
Functions	$F(z)$	cumulative distribution function of v in the population; \bar{v} and σ^2 are the corresponding mean and variance

$p' = 1 - F(z(p))$.] Decreasing the normative cost of disapproval κ , increasing material benefit of not complying b , decreasing the maximum normative benefit of complying v_{\max} , and increasing the range $v_{\max} - v_{\min}$ of variation in v increase p^* . Note that, as it should be, equation (S1) reduces to the value \tilde{p} in the main text if $v_{\min} = 0$.

4 Four unimodal distributions

Normal distribution. The cumulative distribution function of the normal distribution is

$$F(z) = \frac{1}{2} \left(1 + \operatorname{erf} \left(\frac{z - \bar{v}}{\sqrt{2}\sigma} \right) \right), \quad (\text{S2a})$$

where \bar{v} and σ are the mean and standard deviation.

Logistic distribution. The cumulative distribution function of the logistic distribution is

$$F(z) = \frac{1}{1 + \exp \left(-\frac{z - \bar{v}}{s} \right)}, \quad (\text{S2b})$$

where $s = \sqrt{3}\sigma/\pi$.

Log-normal distribution. The cumulative distribution function of the log-normal distribution is

$$F(z) = \frac{1}{2} \left(1 + \operatorname{erf} \left(\frac{\ln z - \mu}{\sqrt{2}s} \right) \right), \quad (\text{S2c})$$

where the location and scale parameters μ and ν can be expressed in terms of the mean \bar{v} and variance σ^2 of v as

$$\mu = \ln \left(\frac{\bar{v}}{\sqrt{1 + \frac{\sigma^2}{\bar{v}^2}}} \right), \quad s = \sqrt{\ln \left(1 + \frac{\sigma^2}{\bar{v}^2} \right)}.$$

Laplace distribution. The cumulative distribution function of the log-normal distribution is

$$F(z) = \begin{cases} 1 - \frac{1}{2} \exp\left(-\frac{z-\bar{v}}{s}\right), & \text{for } z \geq \bar{v} \\ \frac{1}{2} \exp\left(\frac{z-\bar{v}}{s}\right), & \text{for } z < \bar{v}. \end{cases} \quad (\text{S2d})$$

where $s = \sigma/\sqrt{2}$.

Figure S1 illustrates these distributions.

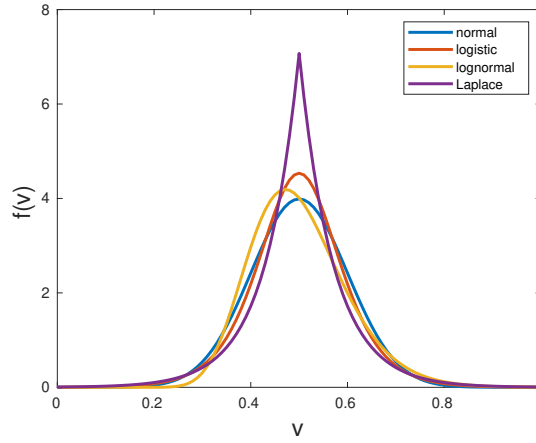


Figure S1: Probability density functions $f(x)$ for four distributions with $\bar{v} = 0.5, \sigma = 0.1$.

Figures S2-S7 illustrate equilibria in different models of unimodal and bimodal distributions of p as discussed in the main text.

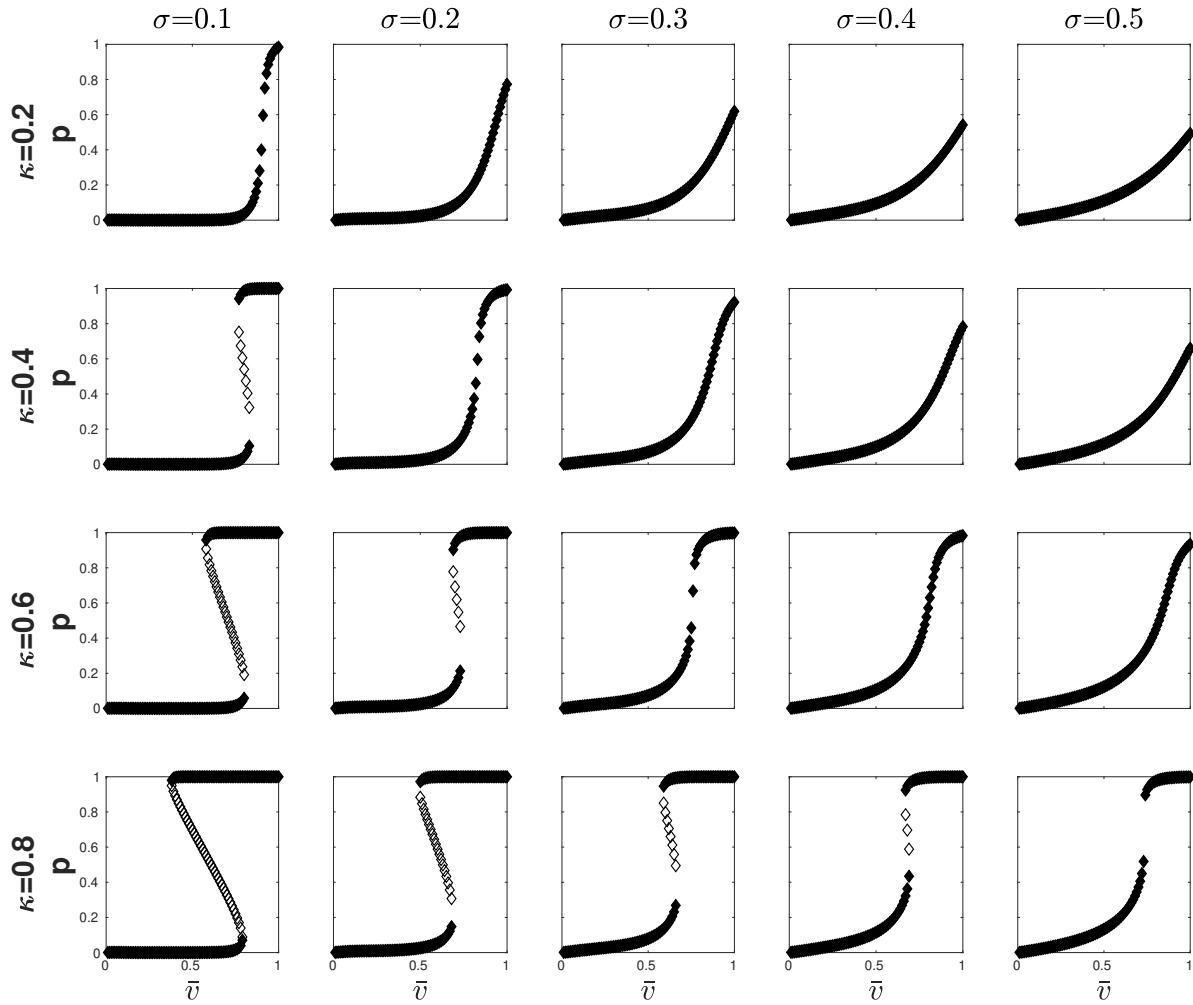


Figure S2: Equilibrium values of p in model (2) with \bar{v} as the bifurcation parameter. Filled diamonds are stable equilibria. Open diamonds are unstable equilibria separating the two stable ones. Parameter b is set to 1 without loss of generality. Lognormal distribution of v .

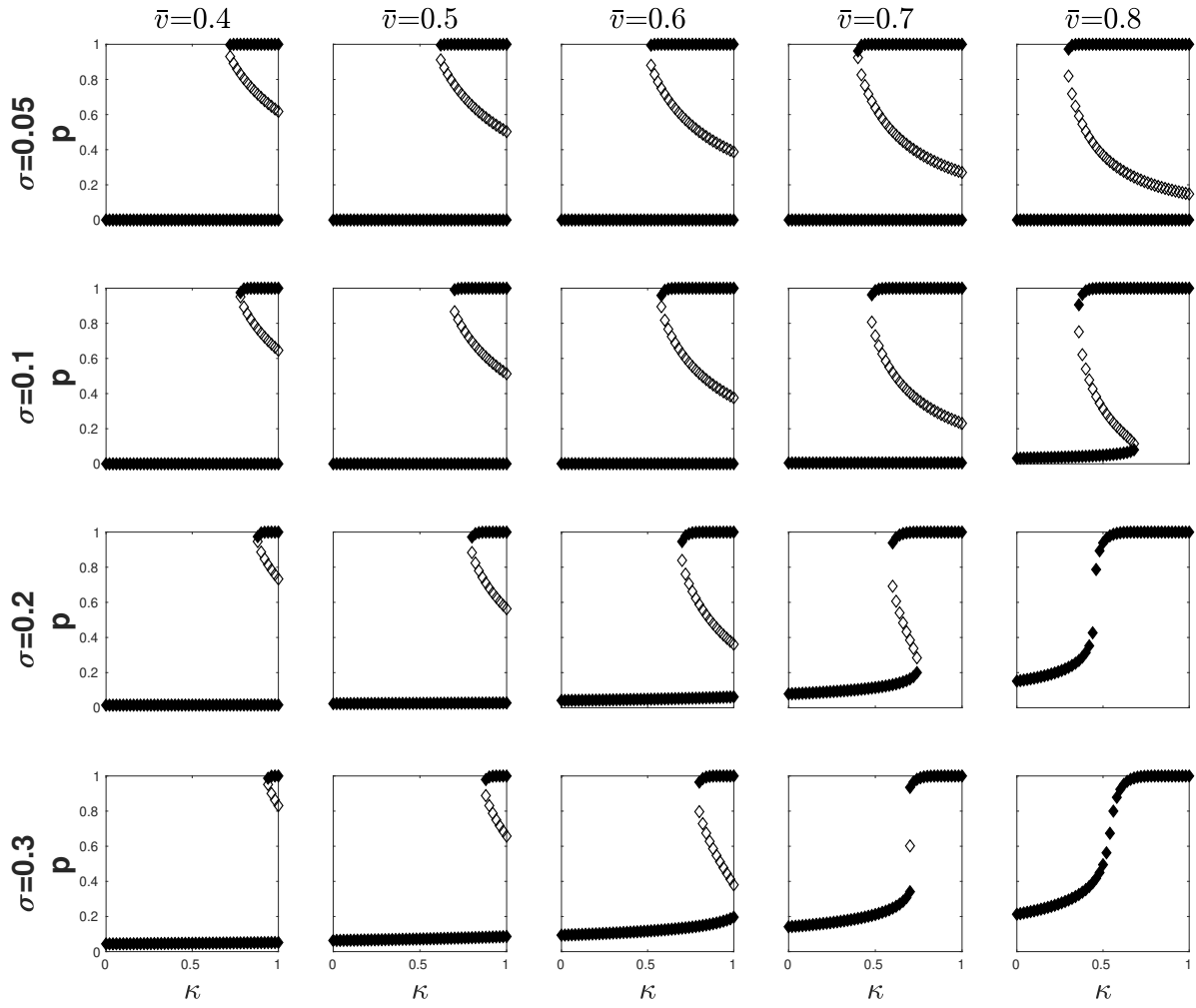


Figure S3: Equilibrium values of p in model (2) with κ as the bifurcation parameter. Filled diamonds are stable equilibria. Open diamonds are unstable equilibria separating the two stable ones. Parameter b is set to 1 without loss of generality. Lognormal distribution of v .

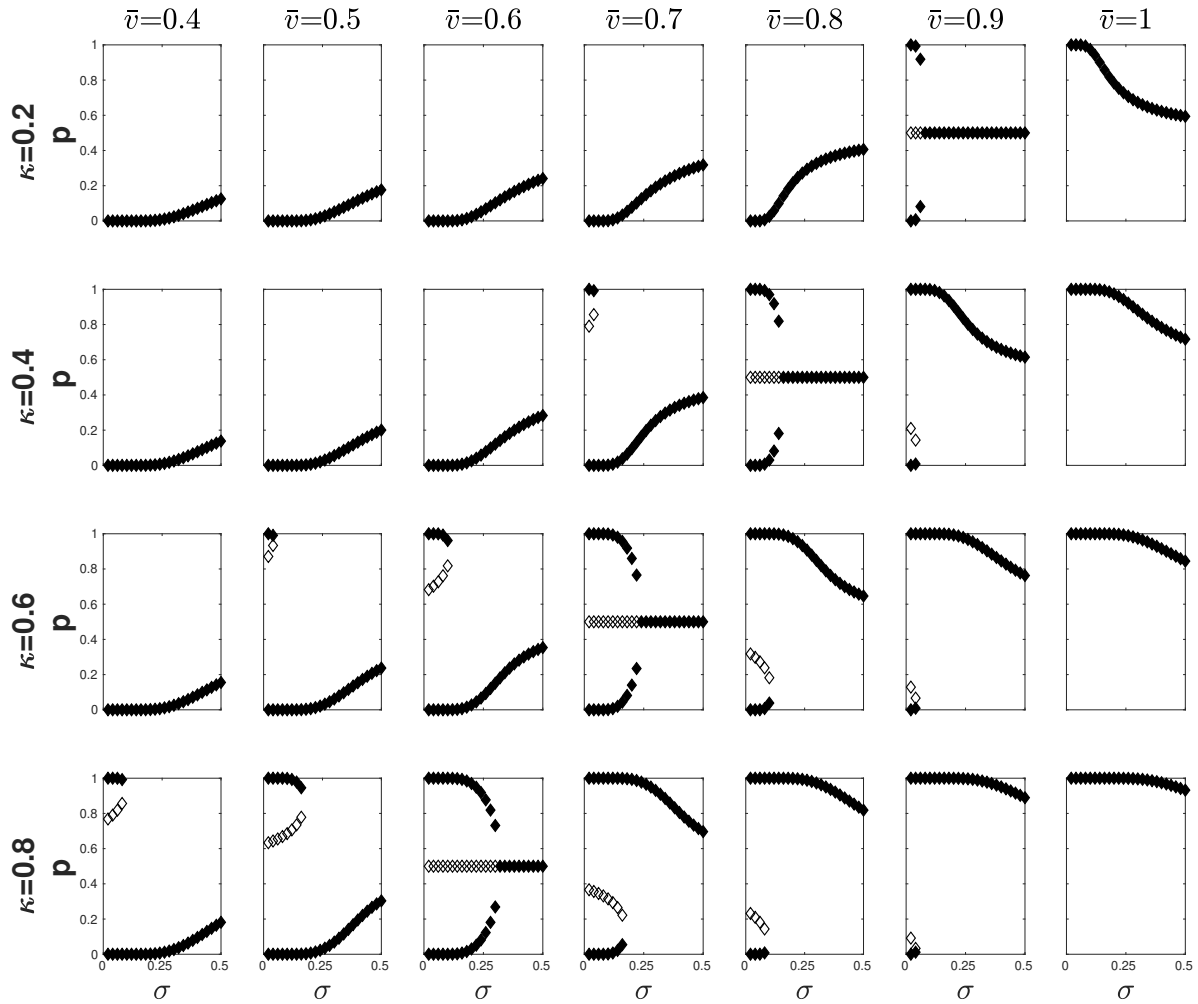


Figure S4: Bifurcation diagrams for the case of normal distribution of v . Filled diamonds are stable equilibria. Open diamonds are unstable equilibria separating the two stable ones. Parameter b is set to 1 without loss of generality.

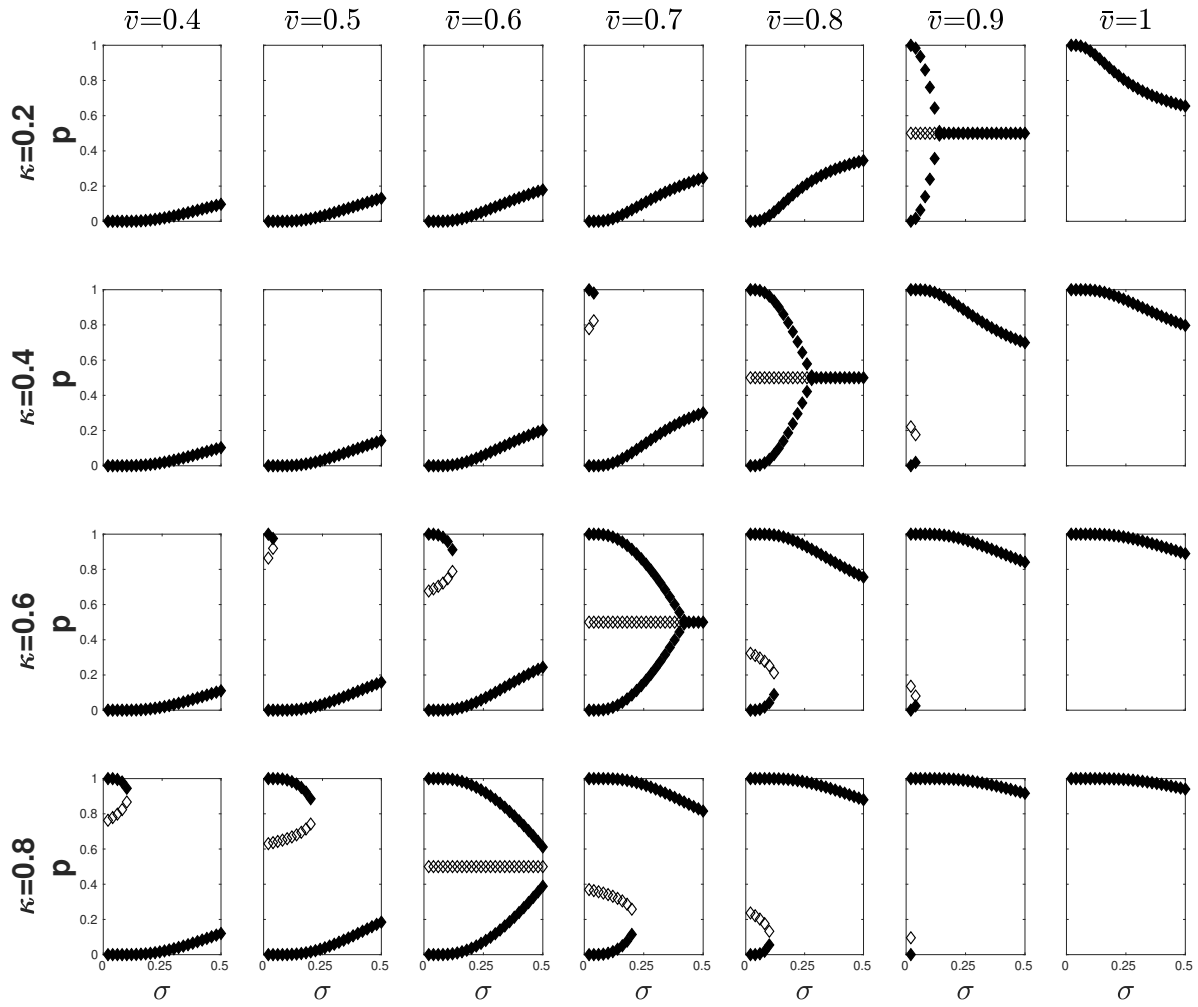


Figure S5: Equilibrium values of p in the case of Laplace distribution of v . Filled diamonds are stable equilibria. Open diamonds are unstable equilibria separating the two stable ones. Parameter b is set to 1 without loss of generality.




Figure S6: Equilibrium values of p in the case of logistic distribution of v . Filled diamonds are stable equilibria. Open diamonds are unstable equilibria separating the two stable ones. Parameter b is set to 1 without loss of generality.

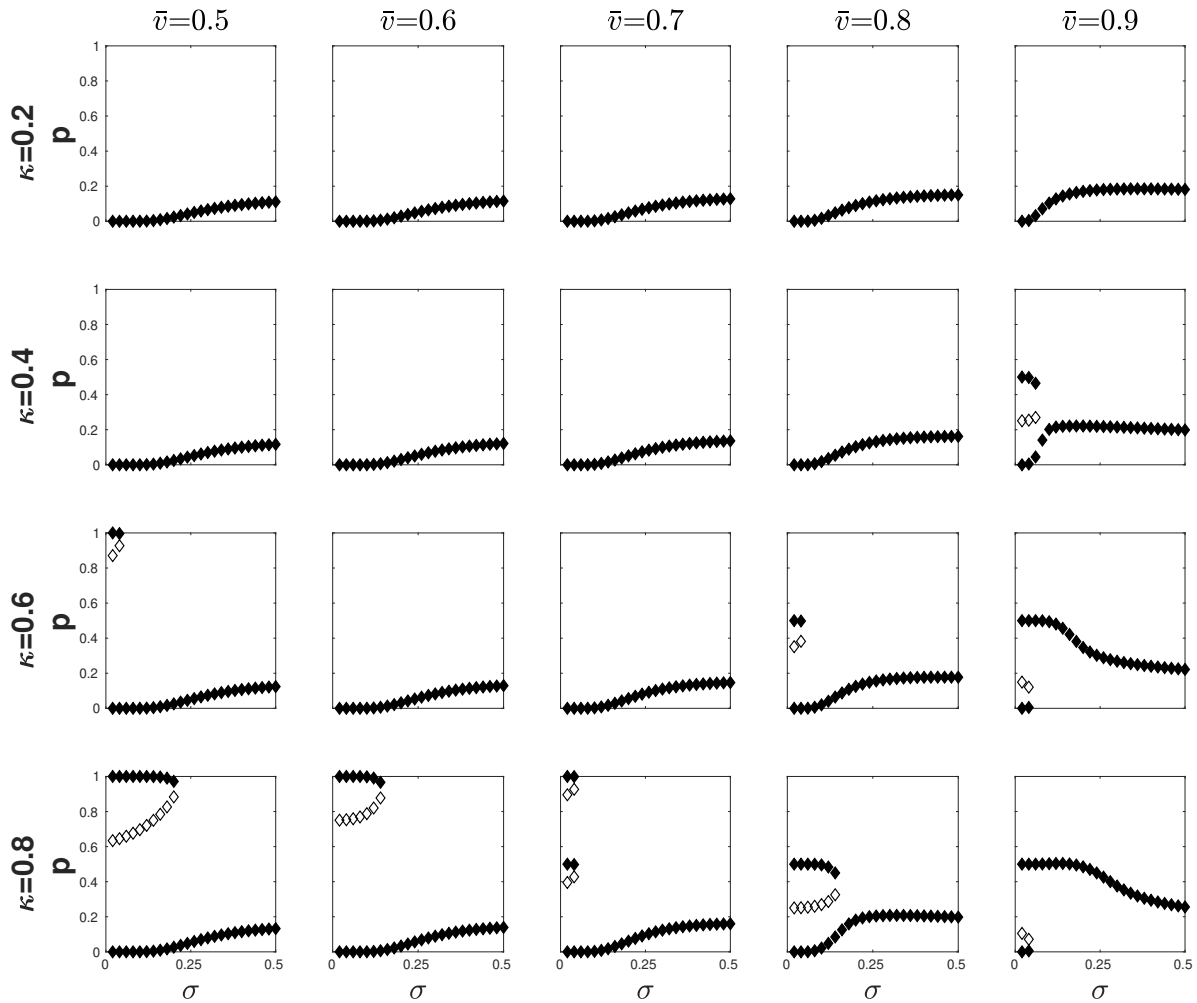


Figure S7: Equilibrium values of p in the case of a bimodal distribution of v . The c.d.f. used is an average of two c.d.f. of the log-normal distribution (S2c) with the same variance σ^2 but different means: one at \bar{v} and another at $1 - \bar{v}$. Filled diamonds are stable equilibria. Open diamonds are unstable equilibria separating the two stable ones. Parameter b is set to 1 without loss of generality.

5 Dynamics of p in time

Figures S8-S10 shows the dynamics of p in time for the case of lognormal distribution of p .

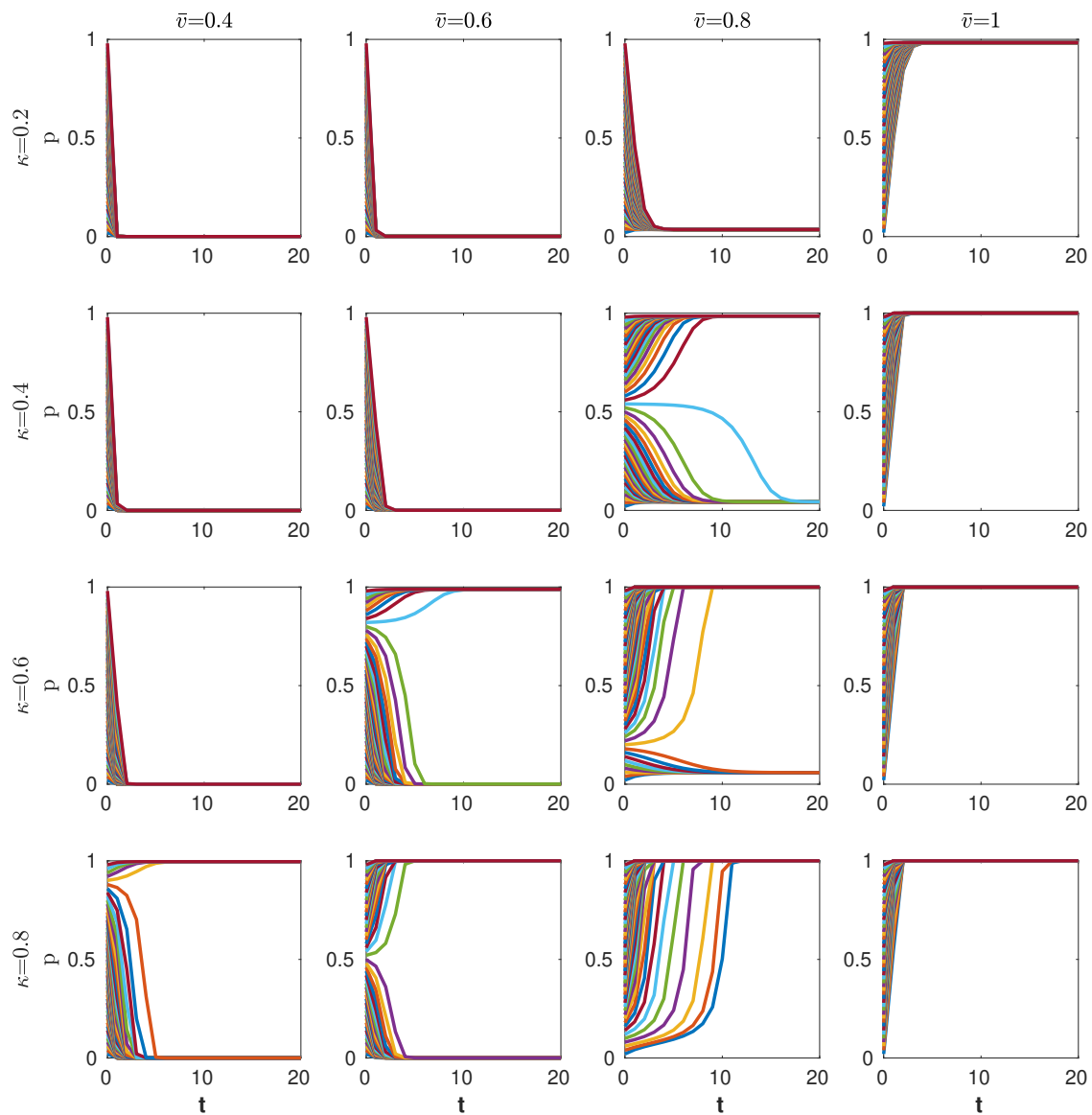


Figure S8: The dynamics of p in the case of lognormal distribution with $\sigma = 0.1$. Different lines correspond to different initial conditions equally spaced between 0 and 1. $b = 1$.

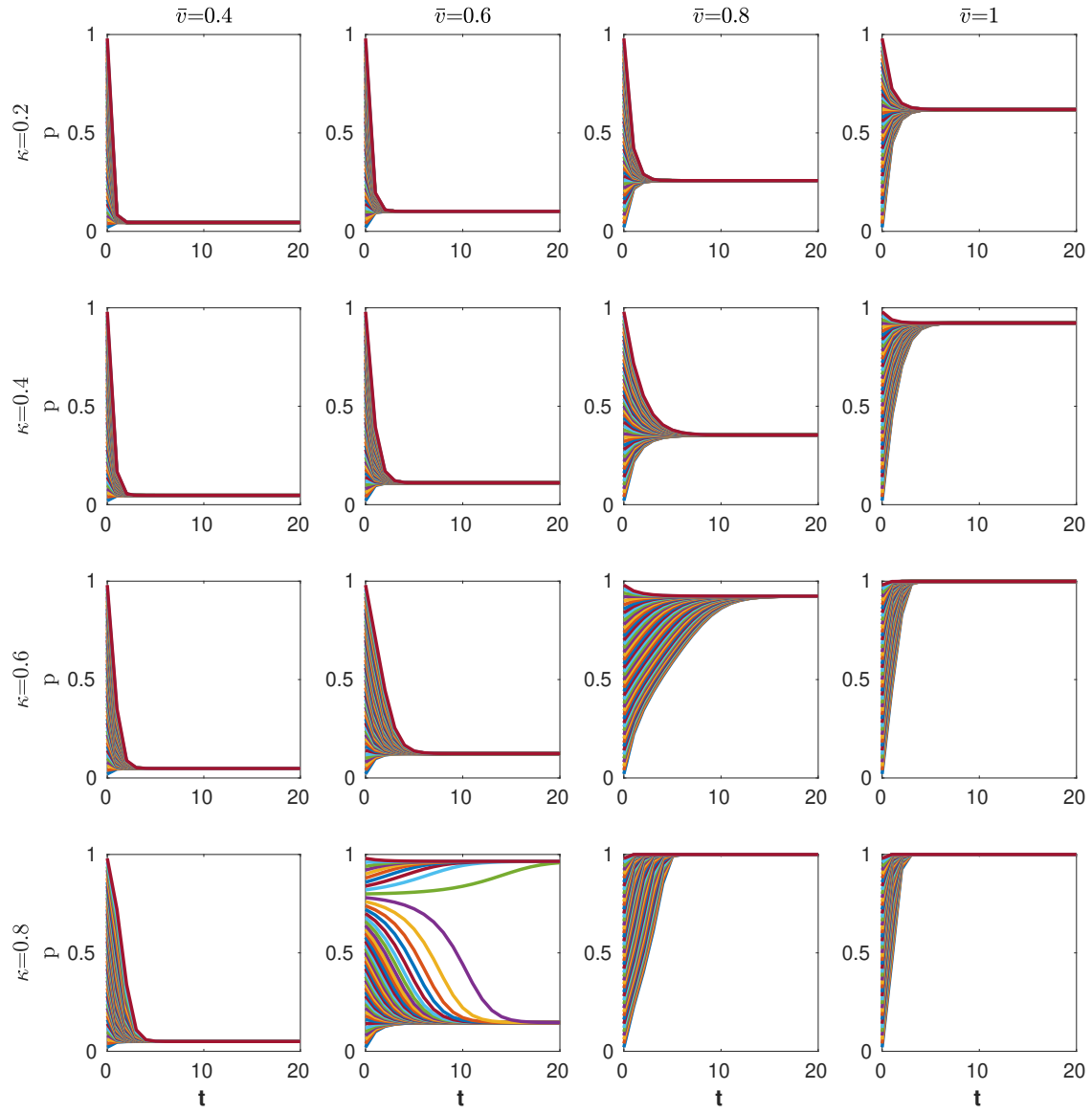


Figure S9: The dynamics of p in the case of lognormal distribution with $\sigma = 0.3$. Different lines correspond to different initial conditions equally spaced between 0 and 1. $b = 1$.

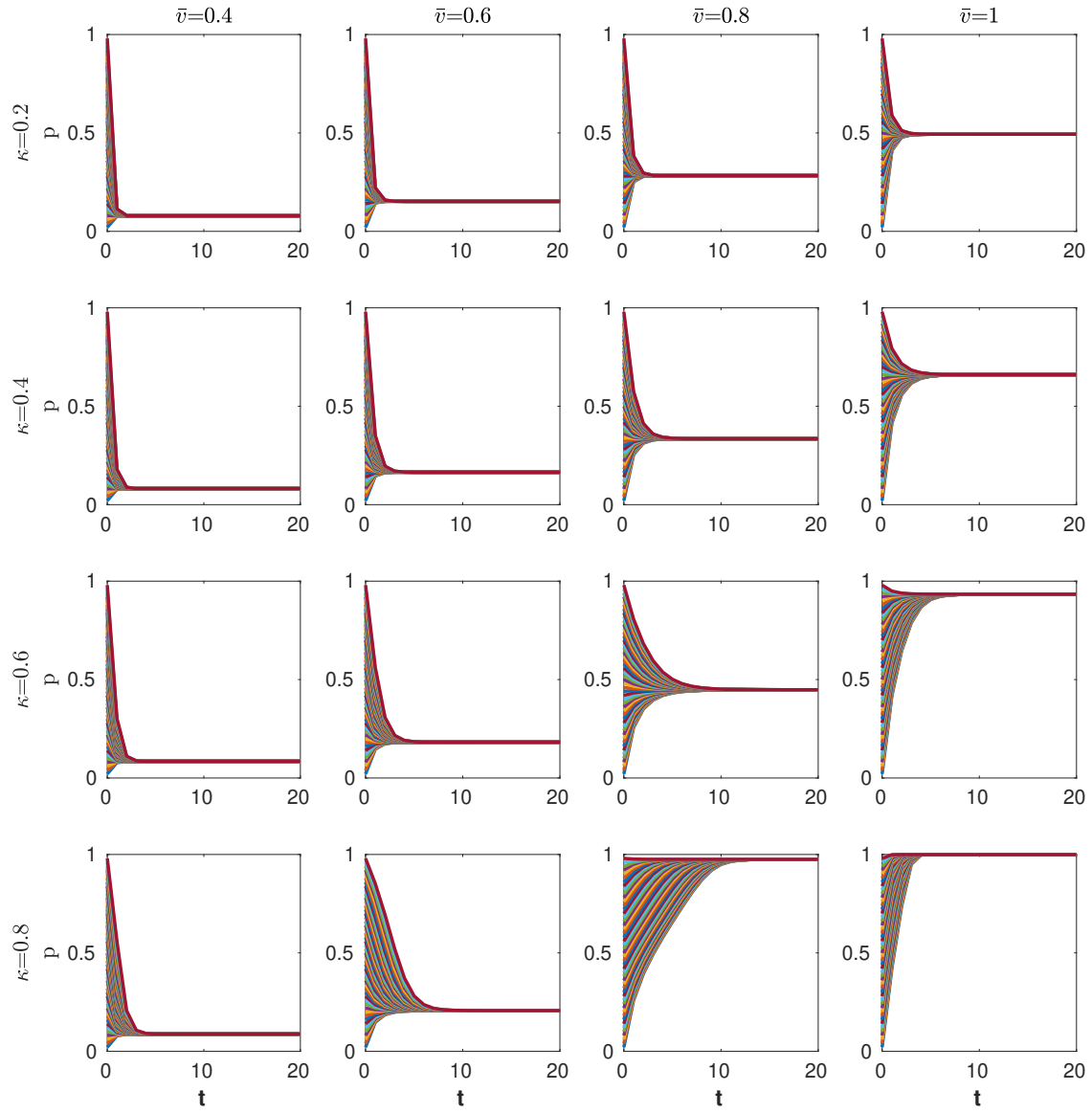


Figure S10: The dynamics of p in the case of lognormal distribution with $\sigma = 0.5$. Different lines correspond to different initial conditions equally spaced between 0 and 1. $b = 1$.

6 QRE equilibrium with a uniform distribution of v

Errors in utility evaluation. To capture possible errors, one can use the Quantal Response Equilibrium (QRE) approach which generalizes classical Nash equilibria (Goeree *et al.*, 2016). In this approach, with logit errors, the probability that an individual complies with the norm is defined as

$$P(\Delta u) = \frac{1}{1 + \exp(-\lambda \Delta u)}, \quad (\text{S3a})$$

where $\Delta u = u_1 - u_0$ is the difference in utilities and λ is a non-negative precision parameter. [If $\lambda = 0$, individuals choose $x = 1$ or $x = 0$ with equal probabilities; if $\lambda = \infty$, they always choose the action with the maximum utility as was assumed in the model above.] In our model, $\Delta u = v - v^*$.

In this case, the recurrence equation for p takes form

$$p' = \int P(v - v^*) dF(v). \quad (\text{S3b})$$

As precision parameter λ increases to infinity, the above equation reduces to equation (2) of the main text. The steady state of the above equation gives us a QRE equilibrium. The corresponding integral can be evaluated numerically or, in some cases, analytically.

If v has a uniform distribution on $[\bar{v} - \sigma, \bar{v} + \sigma]$, then $f(v) = \frac{1}{2\sigma}$, and

$$p' = \frac{1}{2\sigma\lambda} [H(\bar{v} + \sigma - b + \kappa p) - H(\bar{v} - \sigma - b + \kappa p)],$$

where $H(z) = \ln[1 + \exp(\lambda z)]$. Figure S11 illustrates the effects of precision parameter λ on the QRE equilibria in this model. One can see that decreasing precision causes the disappearance of the solution branch with the unstable equilibrium and shifts the remaining solution towards 0.5 as individuals tend to make their decision more randomly.

7 Truncated distributions

Let $F(z)$ be a c.d.f. of a continuous random variable v and $\alpha < \beta$ be two constants. Then the c.d.f of v given $\alpha < v \leq \beta$ is

$$F_{\alpha,\beta}(z) = \frac{F(z) - F(\alpha)}{F(\beta) - F(\alpha)}.$$

If the truncation removes the bottom s proportion of the population, $F(\alpha) = s$, $F(\beta) = 1$, and

$$F_s(z) = \max\left(\frac{F(z) - s}{1 - s}, 0\right). \quad (\text{S4a})$$

If the truncation removes the top s proportion of the population, $F(\alpha) = 0$, $F(\beta) = 1 - s$.

$$F^s(z) = \min\left(\frac{F(z)}{1 - s}, 1\right). \quad (\text{S4b})$$

Figures S13 and S12 show equilibrium values of p in the model of persuasive interventions targeting individuals with the lowest and highest values of v , respectively.

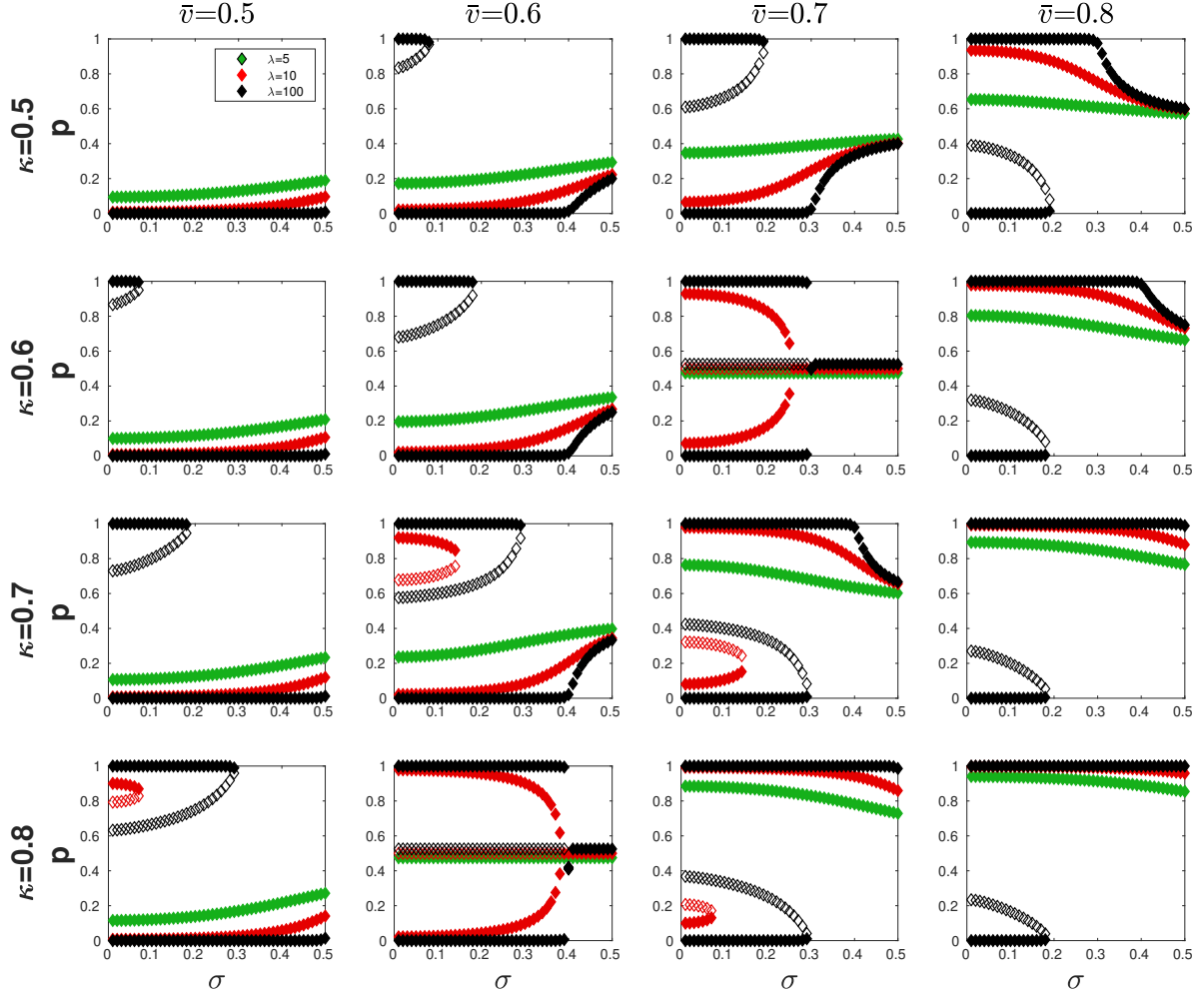


Figure S11: Equilibrium values of frequency p in the model with stochastic errors (equation S3b). The distribution of v is uniform on $[\bar{v} - \sigma, \bar{v} + \sigma]$ (see the SI). Green, red, and black diamonds correspond to three different values of the precision parameter: $\lambda = 5, 10$, and 100 , respectively. Filled diamonds are stable equilibria. Open diamonds are unstable equilibria separating the two stable ones. $b = 1$. The symbols describing the equilibrium at $p = 0.5$ for different λ are slightly displaced relative to each other.

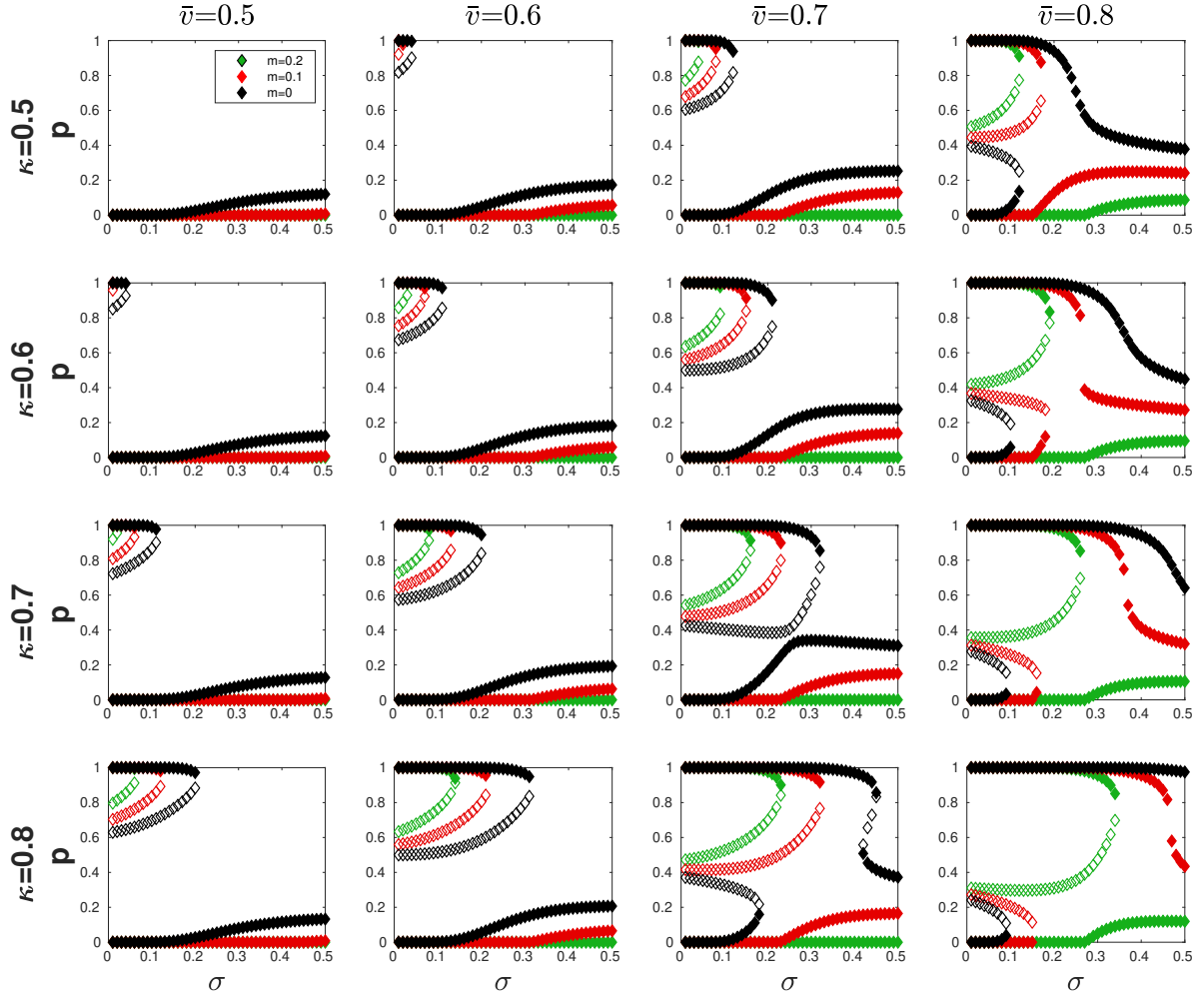


Figure S12: Equilibrium values of frequency p in the model of persuasive interventions targeting individuals with the highest values of v . Green, red, and black diamonds correspond to three different proportions of “removed” individuals with the highest values of v : $m = 0.2, 0.1$, and 0 , respectively. Solid symbols are stable equilibria. Open symbols are unstable equilibria separating the two stable ones. The initial distribution of v is log-normal. $b = 1$.

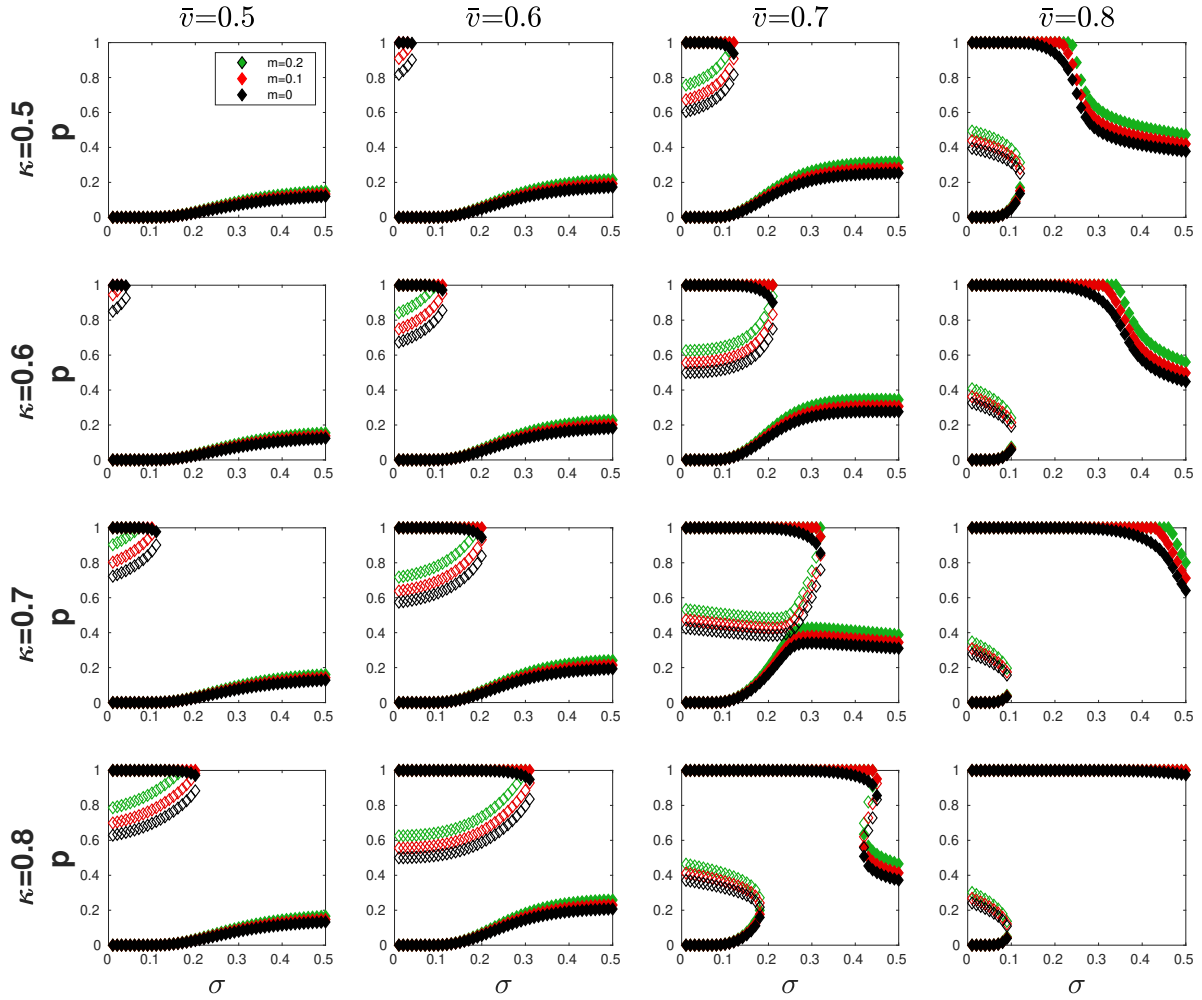


Figure S13: Equilibrium values of frequency p in the model of persuasive interventions targeting individuals with the lowest values of v . Green, red, and black diamonds correspond to three different proportions of “removed” individuals with the lowest values of v : $m = 0.2, 0.1$, and 0 , respectively. Filled symbols are stable equilibria. Open symbols are unstable equilibria separating the two stable ones. The initial distribution of v is log-normal. $b = 1$.

8 Heterogeneity in costs of passive disapproval κ

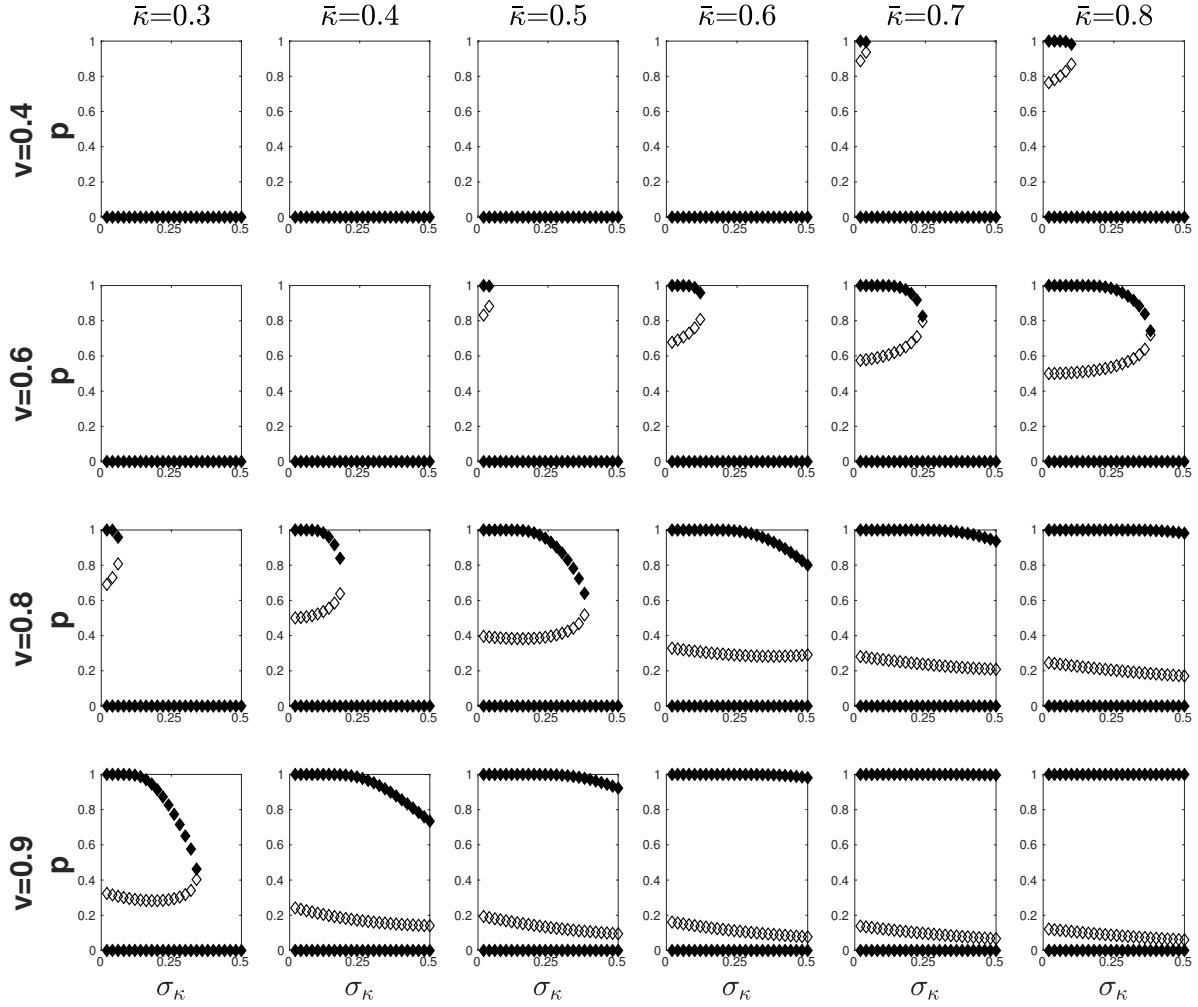


Figure S14: Equilibrium values of frequency p for the case of log-normal distribution of κ with different values of the mean $\bar{\kappa}$ and standard deviation σ_{κ} . Filled diamonds are stable equilibria. Open diamonds are unstable equilibria separating the two stable ones. Parameter b is set to 1 without loss of generality.

9 Equilibrium values of punishment frequency q

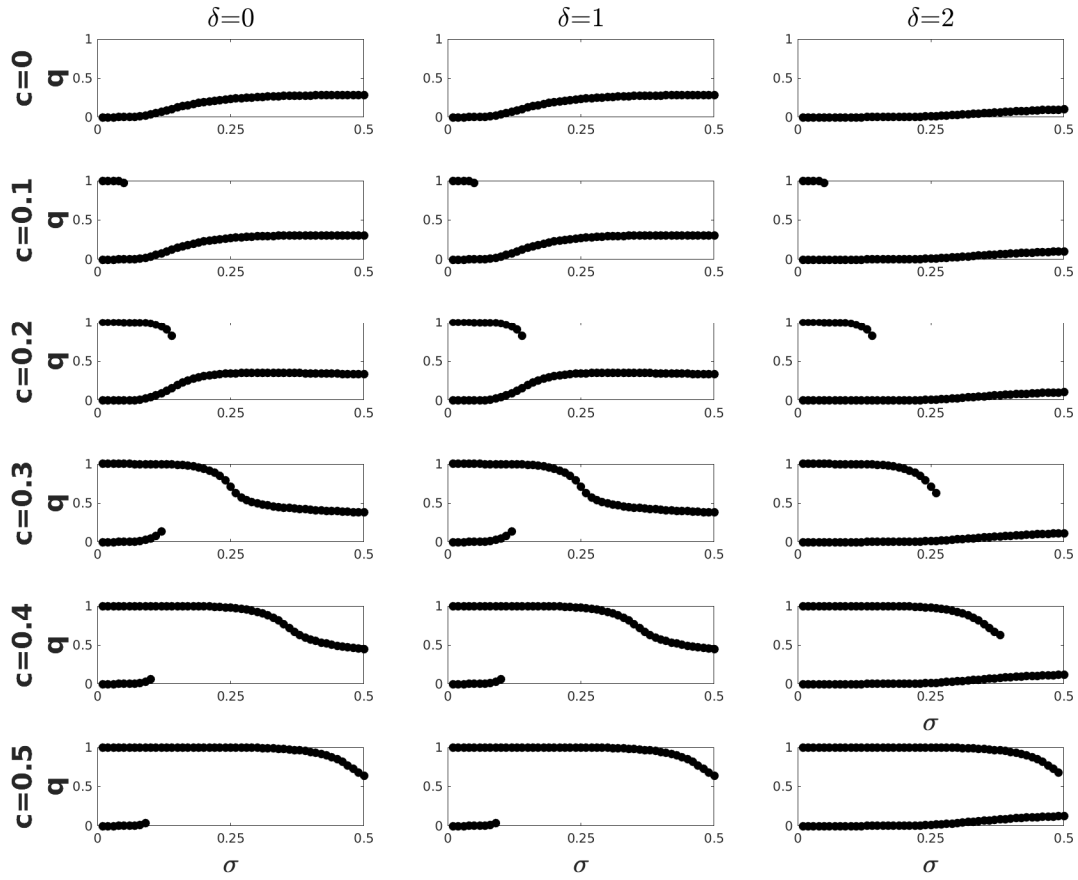


Figure S15: Equilibrium values of q in the model with both passive and active disapproval of norm violators with σ as the bifurcation parameter for different values of the maximum cost of being punished c and the cost of punishing others δ . Only stable equilibria in q are shown. $\bar{v} = 0.8, \kappa = 0.2$. Lognormal distribution of v . See Figure 3 in the main text for the corresponding diagram for p .